
District of Parry Sound



Social Services
Administration Board

Chief Administrative Officer's Report

May 2024

Mission Statement

To foster healthier communities by economically providing caring human services that empower and enable the people we serve to improve their quality of life.

French Language Early ON

I am very pleased to highlight that our DSSAB's EarlyON program has been in contact with The Parry Sound French Language school (École publique aux Quatre-Vents) regarding an opportunity to start an EarlyON satellite program at that school. As a pilot, we will be sending out our French language facilitator to offer a mini program once in May and again in June. This will allow our program supervisor to assess the interest level and the space to explore whether a satellite program is viable.

Recent Media Coverage

April 30, 2024—Parry Sound North Star—[What is behind the lack of daycare in Parry Sound area?](#)

2024 Federal Budget Highlights

On April 16, Deputy Prime Minister and Finance Minister, Chrystia Freeland, delivered the [2024 Federal Budget](#). Of note:

Total spending in the Federal Budget will come in at \$535 Billion in spending against \$497.5 Billion in government revenues.

Of note:

- Launching a \$1 Billion Child Care Expansion Loan Program to build more child care spaces and renovate existing child care centres.
- Expanding the Canada Student Loan Forgiveness Program to include early learning and child care educators who choose to work in rural and remote communities.
- A new Public Lands for Homes Plan to use all tools available to unlock 250,000 new homes by 2031 on public lands. This also includes Canada Post properties, National Defence land, and office buildings.
- Building more rental apartments faster with an additional \$15 Billion in new loan funding for the Apartment Construction Loan Program, bringing the program's total to over 131,000 new homes by 2031-32.
- Providing a \$400 Million top-up to the \$4 Billion Housing Accelerator Fund which is already fast-tracking the construction of over 750,000 new homes over the next decade thanks to 179 agreements with municipalities, provinces, and territories.
- Launching a new \$1.5 Billion Canada Rental Protection Fund to protect and grow the stock of affordable housing in Canada.
- Providing \$1 Billion for the Affordable Housing Fund to build affordable homes and launch a permanent Rapid Housing Stream to build on the success of the previous three rounds of the Rapid Housing Initiative.
- Investing an additional \$1.3 Billion for *Reaching Home: Canada's Homelessness Strategy* to address homelessness and encampments.
- Accelerating the construction and upgrading of housing-enabling infrastructure by providing \$6 Billion over 10 years through a new Canada Housing Infrastructure Fund.

Link: [Full 2024 Budget](#)

Local Labour Market Plan 2024

April 10, 2024 -The Labour Market Group is pleased to present the 2024 Local Labour Market Plan for the districts of Nipissing and Parry Sound.

The full report is available here: [LLMP 2024-FINAL.pdf \(workforceplanningontario.ca\)](#)

Social Media

Facebook Stats

District of Parry Sound Social Services Administration Board	NOV 2023	DEC 2023	JAN 2024	FEB 2024	MAR 2024	APR 2024
Total Page Followers	521	530	547	557	556	579
Post Reach this Period (# of people who saw post)	4,324	2,441	5,647	4,003	3324	4869
Post Engagement this Period (# of reactions, comments, shares)	305	289	724	392	413	203

Esprit Place Family Resource Centre	NOV 2023	DEC 2023	JAN 2024	FEB 2024	MAR 2024	APR 2024
Total Page Followers	151	175	181	183	186	190
Post Reach this Period (# of people who saw post)	5,743	1,610	283	214	241	912
Post Engagement this Period (# of reactions, comments, shares)	624	292	14	3	127	54

DSSAB LinkedIN Stats https://bit.ly/2YyFHIE	NOV 2023	DEC 2023	JAN 2024	FEB 2024	MAR 2024	APR 2024
Total Followers	444	444	450	456	462	464
Search Appearances (in last 7 days)	52	25	20	69	68	147
Total Page Views	48	30	47	40	54	76
Post Impressions	570	368	815	575	697	849
Total Unique Visitors	18	16	15	21	25	31

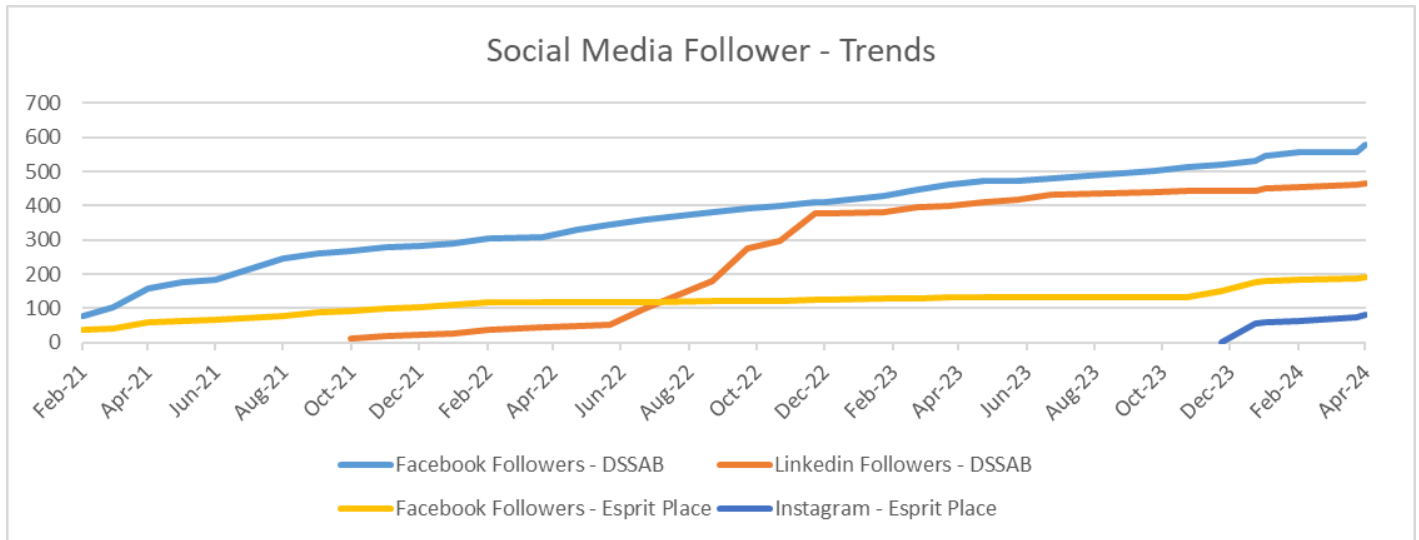
NEW! Instagram - Esprit Place Family Resource Centre https://www.instagram.com/espritplace/	NOV 2023	DEC 2023	JAN 2024	FEB 2024	MAR 2024	APR 2024
Total Followers	0	55	59	64	74	83
# of posts	0	18	19	21	23	24

Facebook Pages

A friendly reminder to follow our Facebook pages!



- ◆ [FACEBOOK - District of Parry Sound Social Services Administration Board](#)
- ◆ [FACEBOOK - Esprit Place Family Resource Centre](#)
- ◆ [FACEBOOK—EarlyON Child and Family Centres in the District of Parry Sound](#)
- ◆ [LINKEDIN—District of Parry Sound Social Services Administration Board](#)
- ◆ [INSTAGRAM—Esprit Place Family Resource Centre](#)



Licensed Child Care Programs

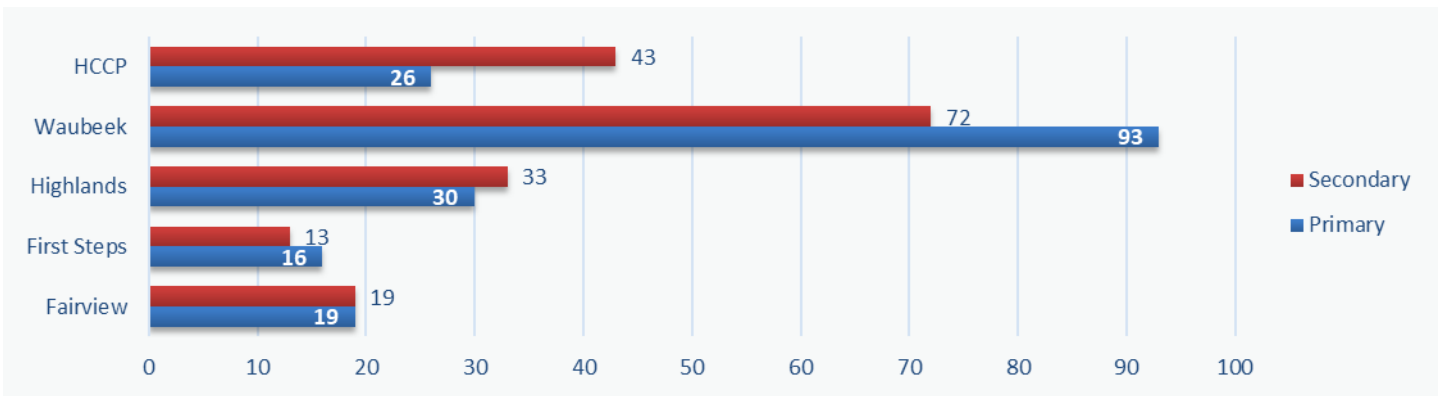
Total Children Utilizing Directly Operated Child Care in the District March 2024

Age Group	Fairview ELCC	First Steps ELCC	Highlands ELCC	Waubeek ELCC	HCCP	Total
Infant (0-18M)	1	0	0	1	20	22
Toddler (18-30M)	12	8	15	16	19	70
Preschool (30M-4Y)	17	13	20	39	55	144
# of Active Children	30	21	35	56	94	236

**School Age Programs
March 2024**

Location	Enrollment	Primary Waitlist	Secondary Waitlist
Mapleridge After School	26	0	8
Mapleridge Before School	8	0	0
Mapleridge Summer Program	N/A	12 enrollments for summer	
Sundridge Centennial After School	13	9	0
Home Child Care	30	8	3
# of Active Children	77		

Directly Operated Child Care Waitlist by Program



The blue bar indicates the current number of children needing care now that cannot be accommodated. This is not an unduplicated list so families may be on more than one list. The red bar shows the number of children that will be needing care in future months. All program supervisors have updated the program waitlists, removing families that no longer required care.

**Inclusion Support Services
March 2024**

Age Group	EarlyON	Licensed ELCC's	Monthly Total	YTD Total	Waitlist	New Referrals	Discharges
Infant (0-18M)	0	1	1	2	0	1	0
Toddler (18-30M)	0	8	8	9	1	0	0
Preschool (30M-4Y)	6	32	38	39	2	1	3
School Age (4Y+)	4	21	25	23	1	1	2
Monthly Total	10	62	72	-	4	3	5
YTD Total	10	56	-	68	17	8	7

**EarlyON Child and Family Programs
March 2024**

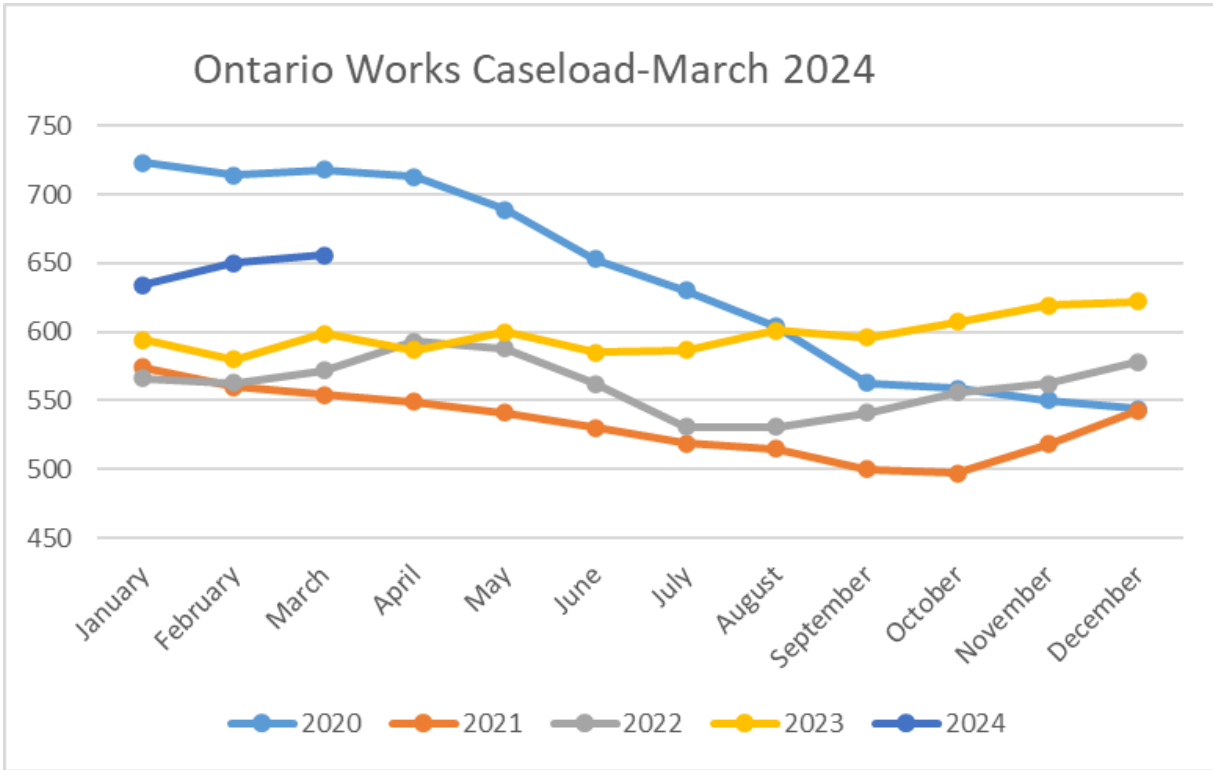
Activity	January	YTD
Number of Children Attending	948	2,857
Number of New Children Attending	32	97
Number of Adults Attending	655	2,586
Number of Virtual Programming Events	9	31
Number of Engagements through Social Media	248	1,378
Number of Views through Social Media	5,379	35,830

**Funding Sources for District Wide Childcare Spaces
March 2024**

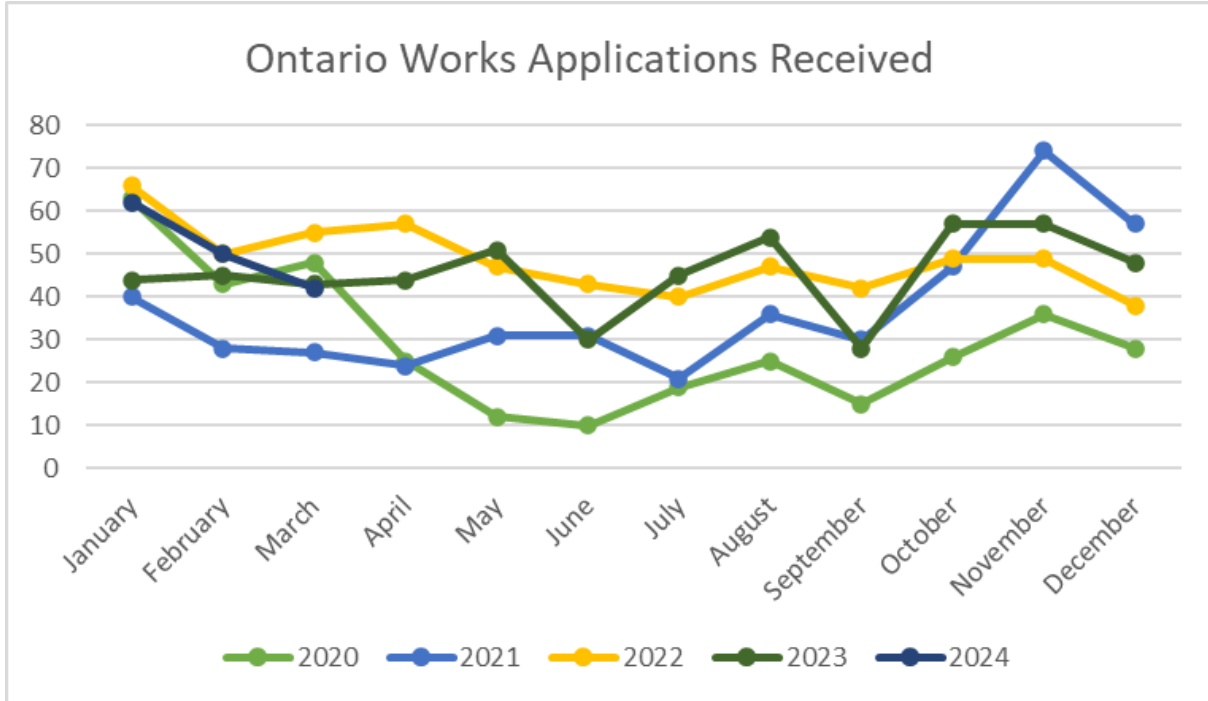
Active	# of Children	# of Families
CWELCC*	75	74
CWELCC Full Fee	203	199
Extended Day Fee Subsidy	1	1
Fee Subsidy	38	27
Full Fee	20	19
Ontario Works	12	9
Total	349	329

Funding Source - New	# of Children	# of Families
CWELCC	1	1
CWELCC Full Fee	1	1
Fee Subsidy	1	1
Ontario Works	0	0
Total	3	3

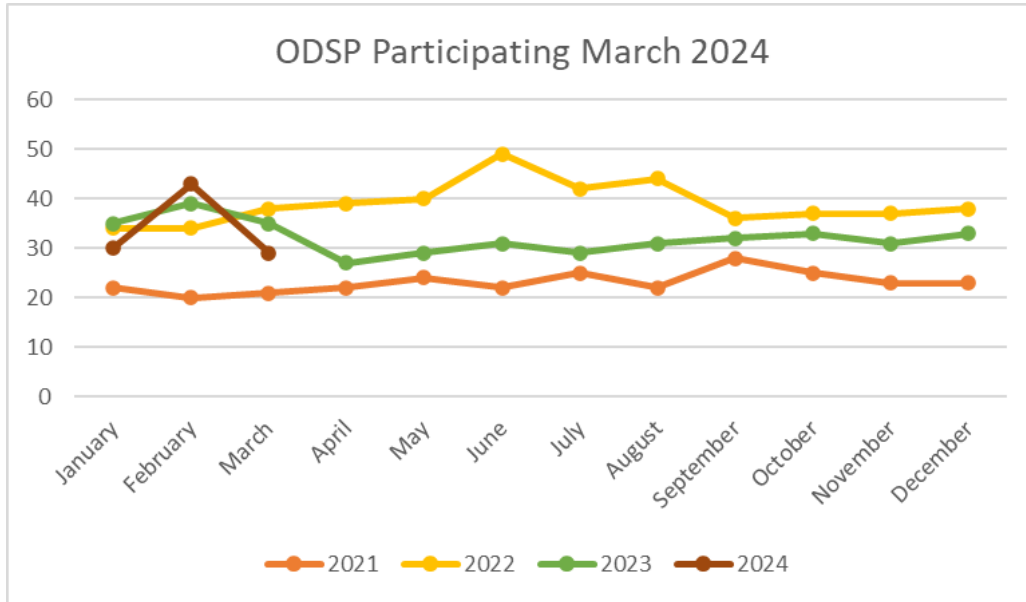
* CWELCC: Canada-Wide Early Learning Child Care; eligible for children 0 - 6



Ontario Works Intake - Social Assistance Digital Application (SADA) & Local Office Ontario Works Applications Received

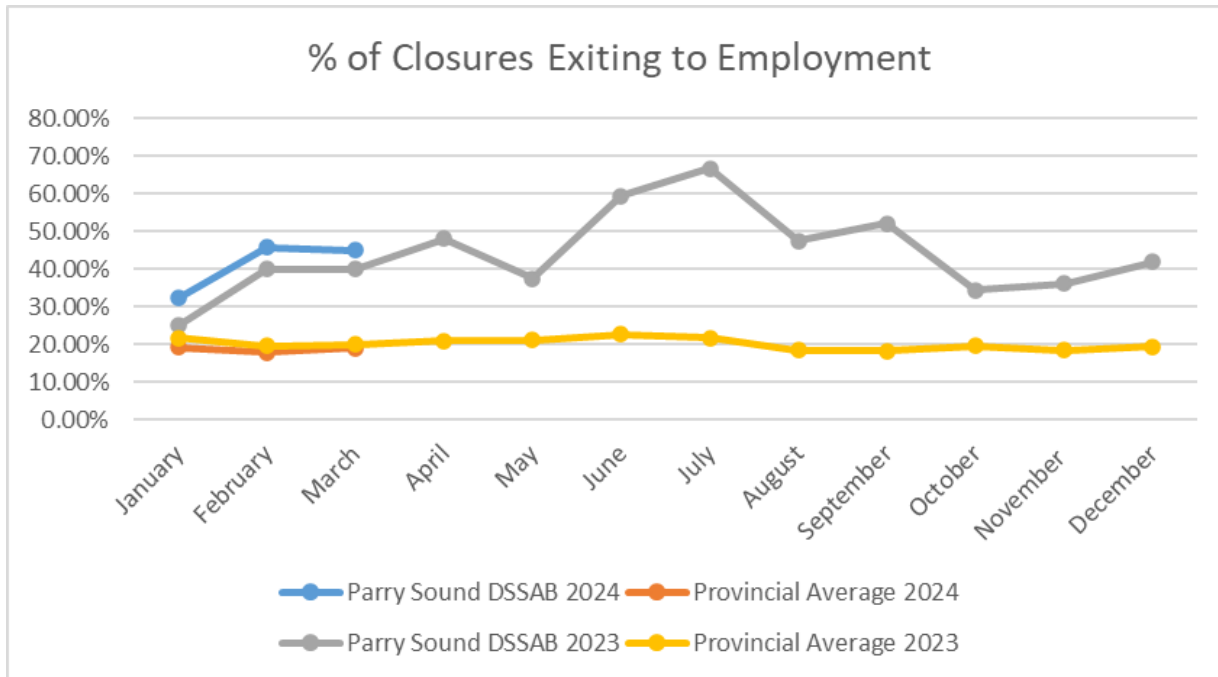


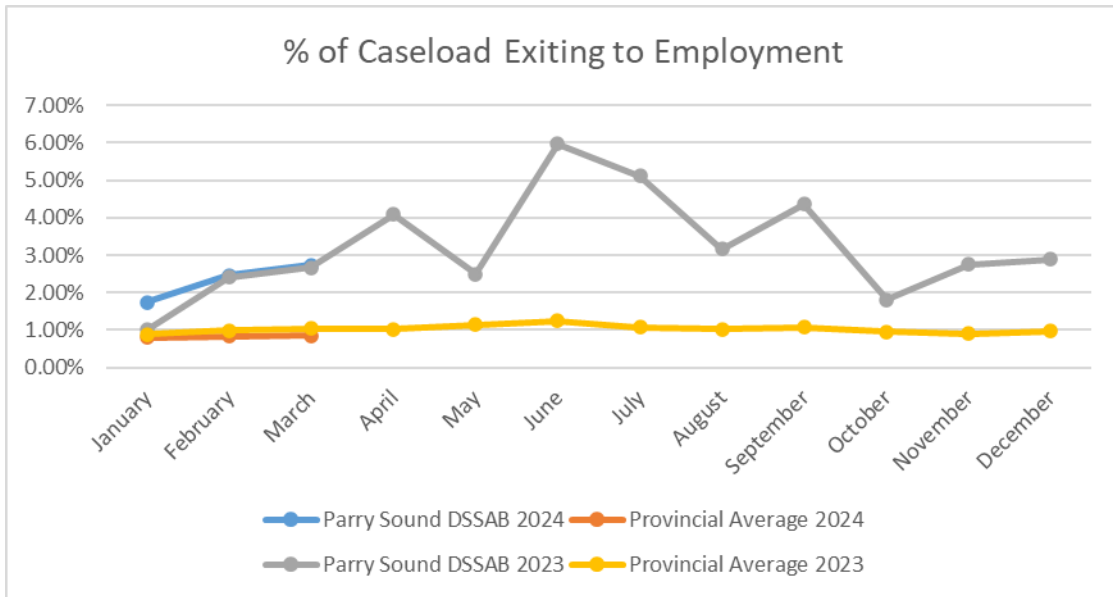
ODSP Participants in Ontario Works Employment Assistance



The OW Caseload as of the end of March is up slightly to **656**. We are supporting **29** ODSP participants in our Employment Assistance program. We also have **53** Temporary Care Assistance cases. We received **42** Ontario Works Applications, 36 (82%) of which were online through SADA and managed through IBAU in the month of March. We maintained our application processing service standard of 4 days.

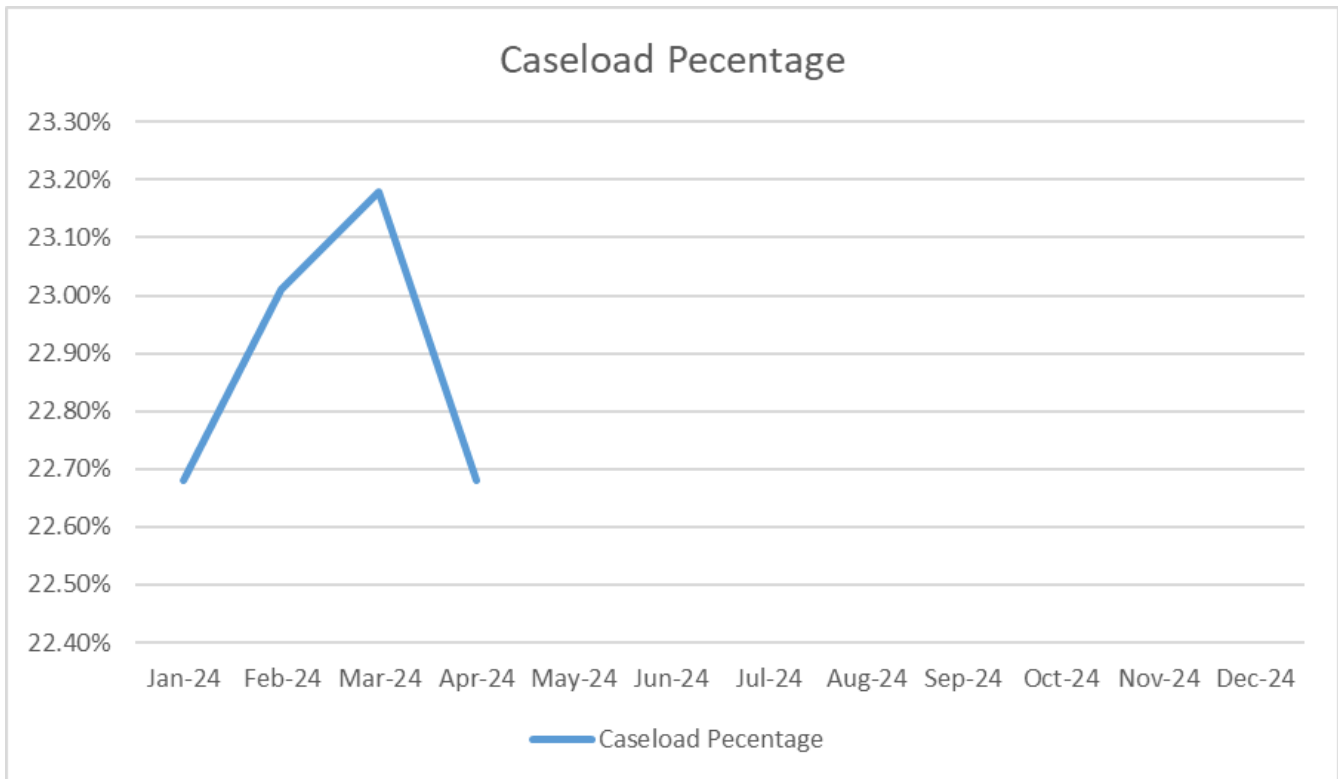
Employment Assistance & Performance Outcomes



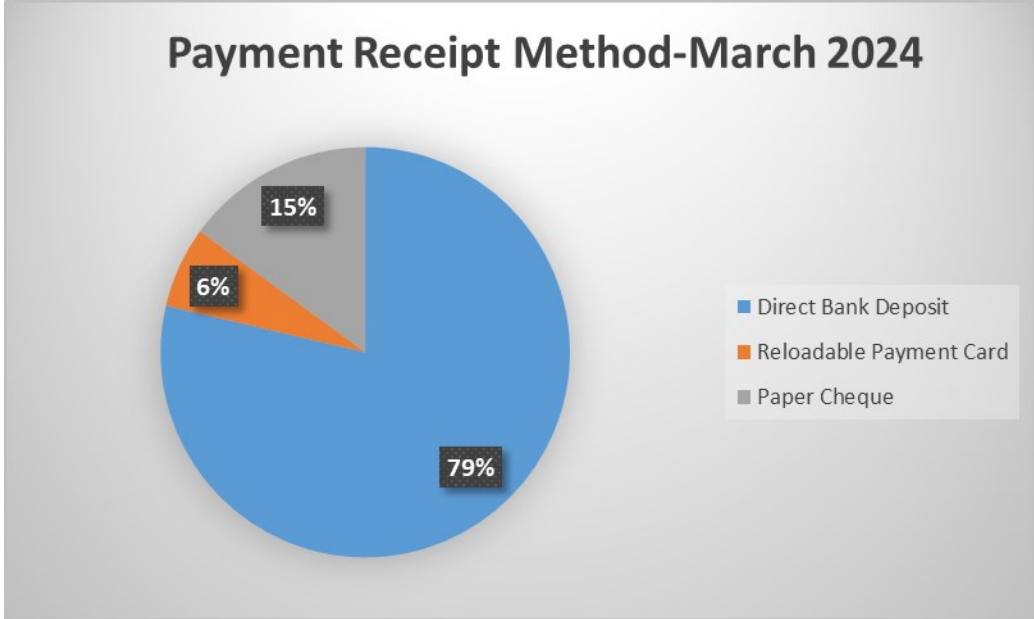


Our Employment Outcomes performance in remain strong as we continue to trend above our 2023 performance and well beyond the provincial average. Additionally, 5.4% of the caseload exited the program for any reason.

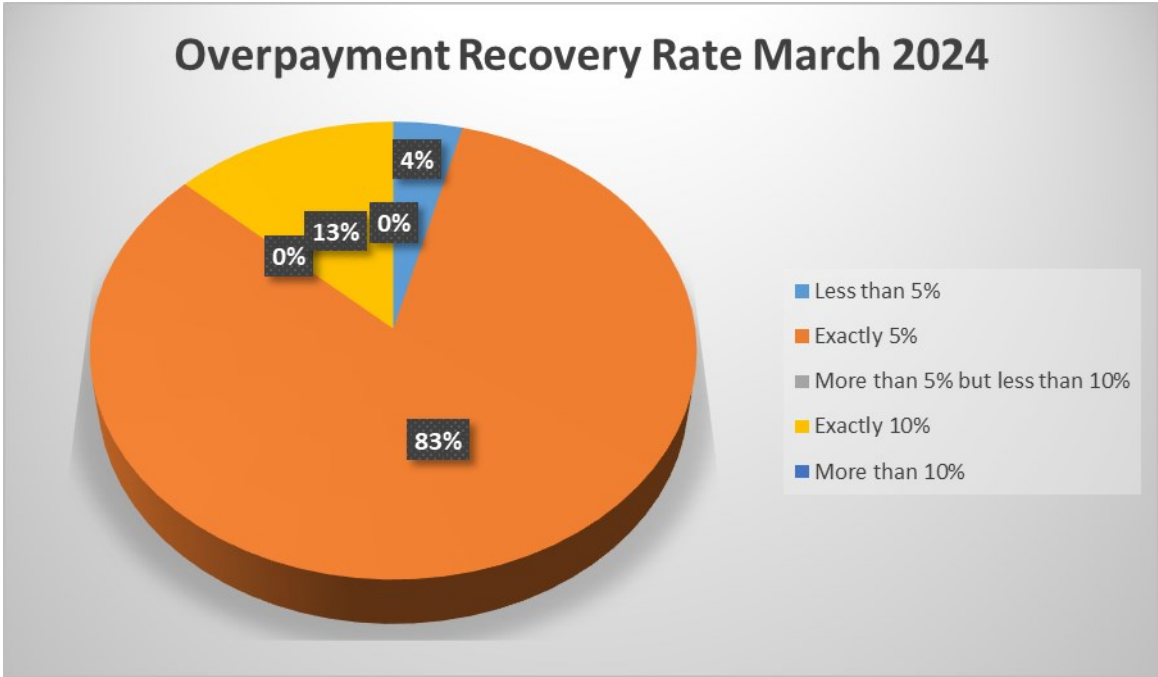
MyBenefits Enrollment 2024



DBD Enrollment



Overpayment Recovery Rate



Housing Stability Program - Community Relations Workers

Support

All services performed, provided, or arranged by the Homelessness Prevention Program staff to promote, improve, sustain, or restore appropriate housing for individuals active with the Homelessness Prevention Program, periodically within the month, not requiring intense case management.

March 2024 Income Source	East	West
Senior	12	14
ODSP	10	26
Ontario Works	5	15
Low Income	23	28

Intense Case Management

Intense Case Management involves the coordination of appropriate services and the provision of consistent and on-going weekly supports, required by the individual to obtain, and sustain housing stability.

March 2024 Income Source	East	West
Senior	12	18
ODSP	9	14
Ontario Works	8	15
Low Income	9	44

Contact/Referrals

March 2024	East	West	YTD
Homeless		1	9
At Risk	2	3	18
Program Total (Esprit In Shelter Clients calculated in Homelessness Numbers)			27
Esprit Outreach Homeless	0	0	0
Esprit Outreach at Risk	0	0	0
Esprit in Shelter	1		3

Short Term Housing Allowance

	Active	YTD
March 2024	3	5

Housing Stability: Household Income Sources and Issuance from HPP:

March 2024 Income Source	Total	HPP
Senior	2	\$1,752.21
ODSP	2	\$48.00
Ontario Works	1	\$35.00
Low Income	1	\$300.00

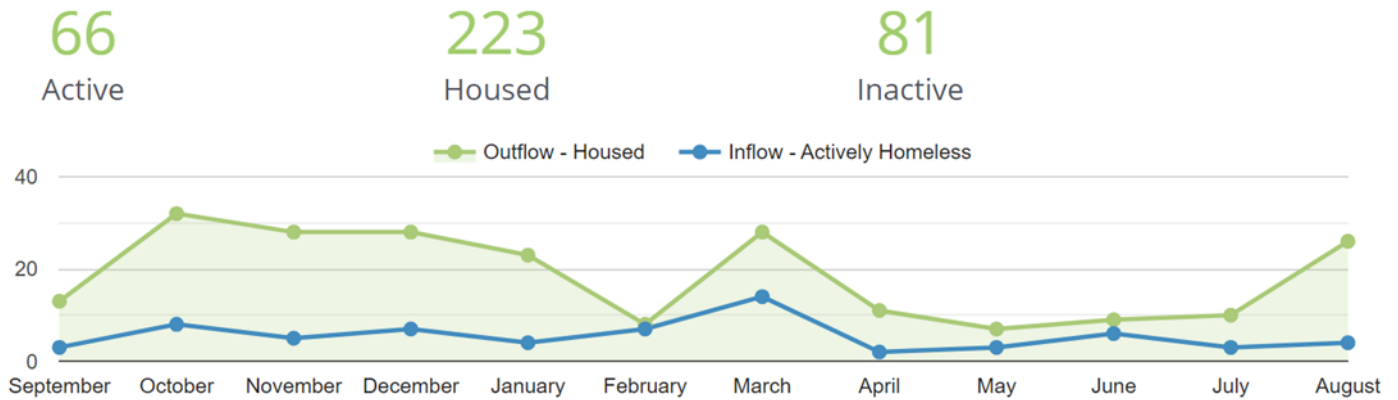
March 2024 Reason for Issue	Total
Rental Arrears	\$1,117.77
Utilities/Firewood	\$500.78
Transportation	\$181.66
Food/Household/Misc	\$335.00
Total	\$2,135.21

Ontario Works: Household Income Sources and Issuance from HPP

March 2024 Income Source	Total	HPP
Senior	1	\$120.00
ODSP	4	\$3,450.00
Ontario Works	12	\$11,049.15
Low Income	2	\$262.72

March 2024 Reason for Issue	Total
Rental Arrears	\$2,904.44
Utilities/Firewood	\$678.00
Transportation	\$262.72
Food/Household/Misc.	\$124.29
Emergency Housing	\$10,912.42
Total	\$14,881.87

**By-Name List Data
September 2021– March 2024**



Housing Programs

**Social Housing Centralized Waitlist Report
March 2024**

	East Parry Sound	West Parry Sound	Total
Seniors	47	139	186
Families	124	440	564
Individuals	488	196	684
Total	659	775	1434
Total Waitlist Unduplicated			460

**Social Housing Centralized Waitlist (CWL) 2023 - 2024 Comparison
Applications and Households Housing from the CWL**

Month 2023	New App.	New SPP	Cancelled	Housed	SPP Housing	Month 2024	New App.	New SPP	Cancelled	Housed	SPP Housing
Jan	5	1	13			Jan	3		2	1	
Feb	5	1	10			Feb	5		11	1	
Mar	6		35			Mar	7		3	3	
Apr	11		17	6		Apr					
May	13	2	9	2		May					
June	9	1	2	1		June					
July	5	1	5	1		July					
Aug	14	1	3	1		Aug					
Sept	12		4			Sept					
Oct	8	1	1	4	2	Oct					
Nov	12		3			Nov					
Dec	1		2	3	3	Dec					
Total	101	8	104	18	5	Total	15		16	5	

SPP = Special Priority Applicant

- Housing Programs approved and added seven applications to the centralized waitlist in the month of March.
- Three applications were cancelled – one requested cancellation of their file, one applicant was deceased, and the third was cancelled due to no contract.
- Three applicants were housed in the month of March.

**Parry Sound District Housing Corporation
March 2024**

Activity for Tenant and Maintenance Services

	Current	YTD
Move outs	3	10
Move in	2	6
L1/L2 forms	1	2
N4 - notice of eviction for non payment of rent	0	1
N5 - notice of eviction disturbing the quiet enjoyment of the other occupants	0	2
N6 - notice of eviction for illegal acts or misrepresenting income for RGI housing	0	0
N7 - notice of eviction for willful damage to unit	0	1
Repayment agreements (formal & informal)	1	29
No Trespass Order	0	3
Tenant Home Visits	23	81 (includes visits prior to March not included)
Mediation/Negotiation/Referrals	18	60
Tenant Engagements/Education	1	3

Property Maintenance
March 2024

Pest Control		3 buildings are currently being inspected monthly for bedbugs; 3 units have been treated
Vacant Units	15	one-bedroom (11); multiple bedroom (4) (asbestos abatement, and significant repair contributes to longer vacancy times)
Vacant Units - The Meadow View	4	one-bedroom market units available
After Hours Calls	10	After hours for March: Building access required, Fire Supervisory Signal trouble reset required, Smoke detector battery, No hot water, Fire alarm. On Call Contracted to outside service provider
Work Orders	85	Work orders were created for maintenance work and related materials for the month of February.
DSSAB Ticket	44	DSSAB Tickets are logged for maintenance or repairs required for any of the DSSB buildings.
Fire Inspections		In the month of January, annual inspections were done for 3 apartment buildings
Annual Inspections		Inspections for all family units across the district were completed.

Capital information is captured in Quarterly Reports.

Esprit Place Family Resource Centre

Emergency Shelter Services	March 2024	YTD
Number of women who stayed in shelter this month	7	15
Number of children who stayed in the shelter this month	3	6
Number of hours of direct service to women (shelter and counselling)	255	823
Number of days at capacity	0	0
Number of days over capacity	0	0
Overall capacity %	53%	50%
Resident bed nights (women & children)	163	294
Phone interactions (crisis/support)	42	79

Transitional Support	March 2024	YTD
Number of women served this month	3	4
Number of NEW women registered in the program	2	3
Number of public ed/groups offered	0	0

Child Witness Program	March 2024	YTD
Number of children/women served this month	2	4
Number of NEW clients (mothers and children) registered in the program	2	3
Number of public ed/groups offered	0	0