

AGENDA

Thursday, March 14, 2024 at 6:30 p.m.

Board Meeting Via Zoom Video Conference



-
1. **CALL MEETING TO ORDER.**
 2. **TRADITIONAL LAND ACKNOWLEDGMENT.**
 3. **DISCLOSURE OF PECUNIARY INTEREST.**
 4. **APPROVAL OF MINUTES:**
 - 4.1 February 8, 2024
 5. **DEPUTATIONS & PRESENTATIONS.**
 6. **REPORTS:**
 - 6.1 Chair
 - 6.2 Chief Administrative Officer
 - 6.3 Chief Financial Officer
 7. **OUTSTANDING ISSUES.**
 8. **NEW BUSINESS:**
 - 8.1 Reaching Home Funding Resolution
 9. **IN-CAMERA: 4**

THAT pursuant to Section 38 of the District of Parry Sound Social Services Administration Board's *Procedural Rules*, the Board moves to an In-Camera session in order to address matters pertaining to:

 - iii) the acquisition or disposal of property
 - vi) a decision concerning negotiations for an agreement or contract between the Board and a third party
 - vi) a decision in respect of negotiations with employees of the Board
 - ii) the disclosure of intimate, personal or financial information in respect of a member of the Board or a committee or an employee or perspective employee of the Board
 10. **CORRESPONDENCE:**
 - 10.1 The Labour Market Group February 2024 Newsletter
 - 10.2 The Labour Market Group January 2024 Jobs Report
 - 10.3 North Bay Parry Sound District Health Unit Overdose Report
 11. **ADJOURNMENT.**

MEETING MINUTES

Thursday, February 8, 2024 at 6:30 PM



Board Meeting via Zoom Video Conference

Board Members Present:

Ryan Baptiste Teresa Hunt
Jerry Brandt Ted Knight
Teri Brandt Tom Lundy
Janice Bray Jamie McGarvey
Joel Constable Peter McIsaac
Mike Dell Sharon Smith
Gail Finsson Rick Zanussi

Board Members Absent:

Ted Collins

Staff:

Jennifer Harris, Administrative Officer
Tammy MacKenzie, CAO

Guests:

1. CALL MEETING TO ORDER:

The meeting was called to order by Rick Zanussi at 6:30 PM.

2. TRADITIONAL LAND ACKNOWLEDGMENT.

3. DISCLOSURE OF PECUNIARY INTEREST.

4. APPROVAL OF MINUTES:

4.1 January 11, 2024

Resolution 24 02 01

Moved by Teri Brandt

Seconded by Teresa Hunt

CARRIED

“THAT the Board meeting minutes of Thursday, January 11, 2024 be approved as presented.”

5. DEPUTATIONS & PRESENTATIONS.

6. REPORTS:

6.1 Chair

Mr. Constable arrived at 6:34 PM.

6.2 Chief Administrative Officer

Ms. MacKenzie was available to take any questions regarding the CAO report. Congratulated and thanked Mr. Zanussi on his 25 years of service on the DSSAB Board.

7. OUTSTANDING ISSUES.

8. NEW BUSINESS:

8.1 Strategic Plan Update

A written report was presented and reviewed by Ms. MacKenzie.

8.2 Reaching Home Funding Resolution **DEFERRED**

8.3 Directly Operated Child Care Audit

A written report was presented and reviewed by Ms. MacKenzie.

Resolution 24 02 02 **CARRIED**

Moved by Ted Knight

Seconded by Jerry Brandt

“THAT the District of Parry Sound Social Services Administration Board agrees to partner with Kenora District Services Board and District of Rainy River Services Board to facilitate this ministry mandated audit of Directly Operated Licensed Child Care.”

8.4 2023 Board Member Attendance Report

A written report was presented and reviewed by Mr. Zanussi.

If members would like this attendance report emailed to their municipalities, please let staff know. This report will be done annually.

9. IN-CAMERA: 1

Resolution 24 02 03 **CARRIED**

Moved by Sharon Smith

Seconded by Ryan Baptiste

“THAT pursuant to Section 38 of the District of Parry Sound Social Services Administration Board’s *Procedural Rules*, the Board moves to an In-Camera session in order to address matters pertaining to:

- iii) the acquisition or disposal of property”

Resolution 24 02 04 **CARRIED**

Moved by Gail Finnsion

Seconded by Tom Lundy

“THAT the Board now rises out of In-Camera without report.”

10. ADJOURNMENT.

The meeting was adjourned to the next regular meeting to be held Thursday, March 14, 2024 via Zoom Video Conference.

Resolution 24 02 05

CARRIED

Moved by Mike Dell

Seconded by Jamie McGarvey

“THAT the Board meeting now be adjourned to the next regular meeting to be held Thursday, March 14, 2024 at the hour of 6:30 PM via Zoom Video Conference.”

DRAFT

District of Parry Sound



Social Services
Administration Board

Chief Administrative Officer's Report

March 2024

Mission Statement

To foster healthier communities by economically providing caring human services that empower and enable the people we serve to improve their quality of life.

International Women's Day

To mark International Women's Day on March 8th, myself, Board members and staff had the pleasure of attending an event hosted by the Women's Own Resource Centre at the South River-Machar Community Centre. It was a very special event that brought women together to honour the day while having a bit of fun with Kate Davis, the keynote speaker. Thank you to all that organized and were in attendance at this community event. Pictured below, left to right: Teri Brandt, Gail Finsson, Tammy MacKenzie, Janice Bray and Sharon Smith.



Facebook Pages

A friendly reminder to follow our Facebook pages!



- ◆ [District of Parry Sound Social Services Administration Board](#)
- ◆ [Esprit Place Family Resource Centre](#)
- ◆ [EarlyON Child and Family Centres in the District of Parry Sound](#)
- ◆ [The Meadow View](#)

Social Media

Facebook Stats

District of Parry Sound Social Services Administration Board	SEPT 2023	OCT 2023	NOV 2023	DEC 2023	JAN 2024	FEB 2024
Total Page Followers	500	513	521	530	547	557
Post Reach this Period (# of people who saw post)	4,112	2,667	4,324	2,441	5,647	4,003
Post Engagement this Period (# of reactions, comments, shares)	428	287	305	289	724	392

Esprit Place Family Resource Centre	SEPT 2023	OCT 2023	NOV 2023	DEC 2023	JAN 2024	FEB 2024
Total Page Followers	133	133	151	175	181	183
Post Reach this Period (# of people who saw post)	55	92	5,743	1,610	283	214
Post Engagement this Period (# of reactions, comments, shares)	2	16	624	292	14	3

DSSAB Twitter Stats https://twitter.com/psdssab	SEPT 2023	OCT 2023	NOV 2023	DEC 2023	JAN 2024	FEB 2024
Total Tweets	19	11	8	4	8	10
Total Impressions	229	206	167	77	112	161
Total Followers	32	34	40	42	34	42

DSSAB LinkedIN Stats https://bit.ly/2YyFHIE	SEPT 2023	OCT 2023	NOV 2023	DEC 2023	JAN 2024	FEB 2024
Total Followers	441	444	444	444	450	456
Search Appearances (in last 7 days)	115	49	52	25	20	69
Total Page Views	22	49	48	30	47	40
Post Impressions	558	1,036	570	368	815	575
Total Unique Visitors	14	22	18	16	15	21

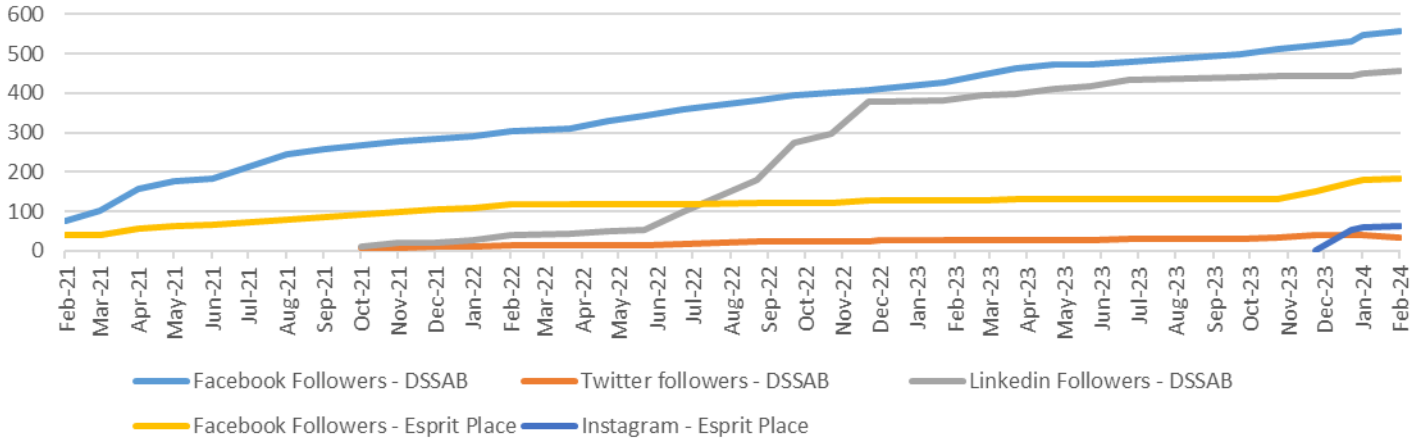
**NEW! Instagram - Esprit Place
Family Resource Centre**

<https://www.instagram.com/espritplace/>

NOV 2023 DEC 2023 JAN 2024 FEB 2024

Total Followers	0	55	59	64
# of posts	0	18	19	21

Social Media Follower - Trends



Licensed Child Care Programs

**Total Children Utilizing Directly Operated Child Care in the District
January 2024**

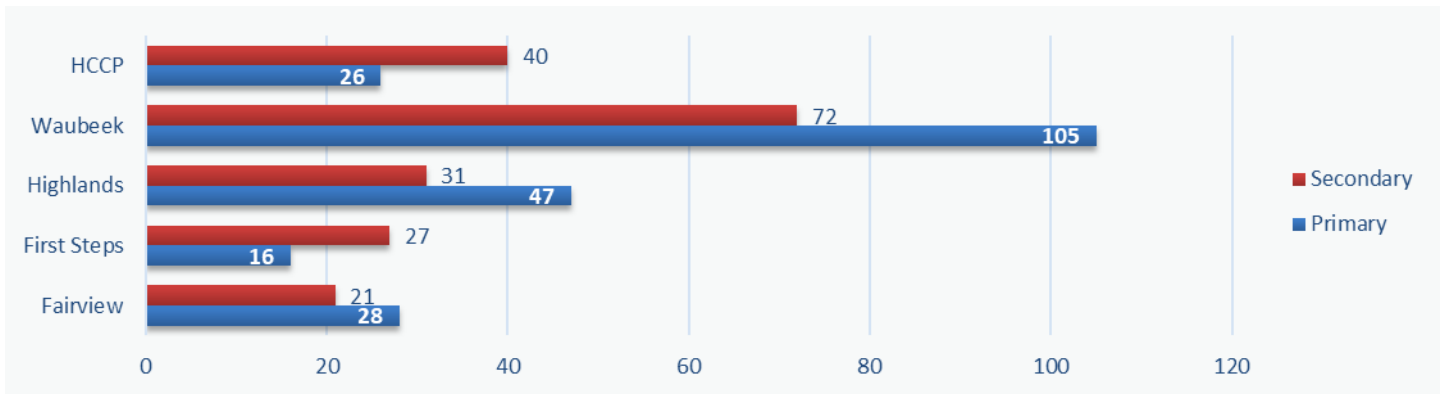
Age Group	Fairview ELCC	First Steps ELCC	Highlands ELCC	Waubee ELCC	HCCP	Total
Infant (0-18M)	2	2	2	2	16	24
Toddler (18-30M)	11	7	13	21	27	79
Preschool (30M-4Y)	17	13	20	32	53	135
# of Active Children	30	22	35	55	96	238

First Steps ELCCC will be looking to promote some toddlers to the preschool age group and will be reaching out to families from the current wait list for new enrollments. Highlands continues to be at full capacity, while Fairview and Waubee are at their operational capacity given the staffing challenges they are currently facing.

**School Age Programs
January 2024**

Location	Enrollment	Primary Waitlist	Secondary Waitlist
Mapleridge After School	26	7	4
Mapleridge Before School	10	0	0
Mapleridge Summer Program	N/A	13	0
Sundridge Centennial After School	13	0	0
Home Child Care	37	2	2
# of Active Children	86	22	6

**Directly Operated Child Care Waitlist by Program
January 2024**



The blue bar indicates the current number of children needing care now that cannot be accommodated. This is not an unduplicated list so families may be on more than one list. The red bar shows the number of children that will be needing care in future months. All program supervisors have updated the program waitlists, removing families that no longer required care.

**Inclusion Support Services
January 2024**

Age Group	EarlyON	Licensed	Monthly	YTD Total	Waitlist	New	Discharges
Infant	0	0	0	0	1	0	0
Toddler (18-30M)	0	8	8	8	2	1	0
Preschool (30M-4Y)	6	30	36	36	4	0	0
School Age (4Y+)	4	18	22	22	0	0	1
Monthly Total	10	56	66	-	7	1	1
YTD Total	10	56	-	66	7	1	1

**EarlyON Child and Family Programs
January 2024**

Activity	January	YTD
Number of Children Attending	881	881
Number of New Children Attending	23	23
Number of Adults Attending	586	586
Number of Virtual Programming Events	9	9
Number of Engagements through Social Media	717	717
Number of Views through Social Media	19,907	19,907

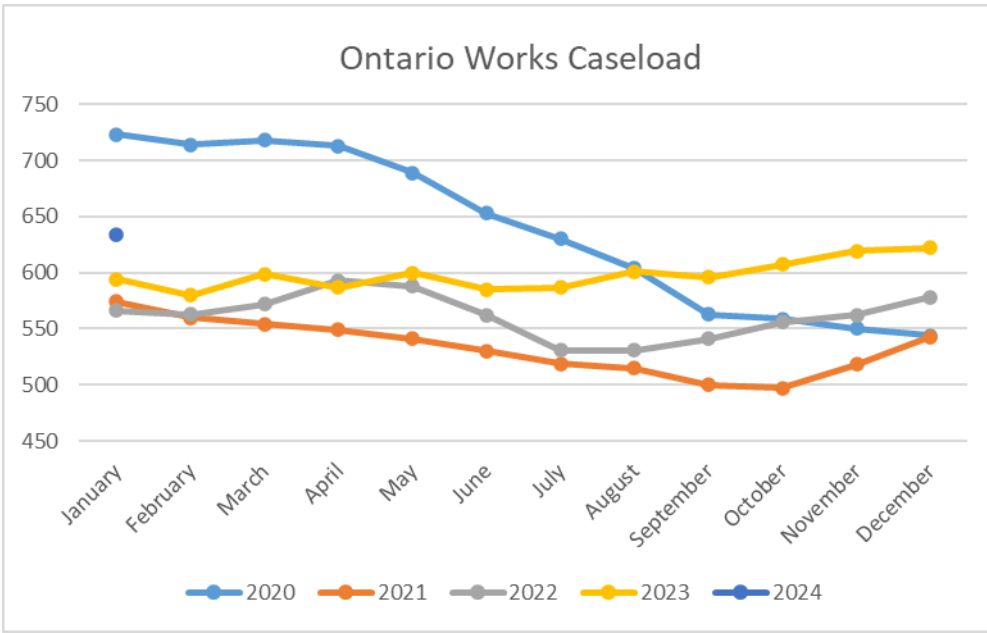
**Funding Sources for District Wide Childcare Spaces
January 2024**

Active	# of Children	# of Families
CWELCC*	83	81
CWELCC Full Fee	210	205
Extended Day Fee Subsidy	1	1
Fee Subsidy	43	59
Full Fee	23	21
Ontario Works	3	3
Total	363	340

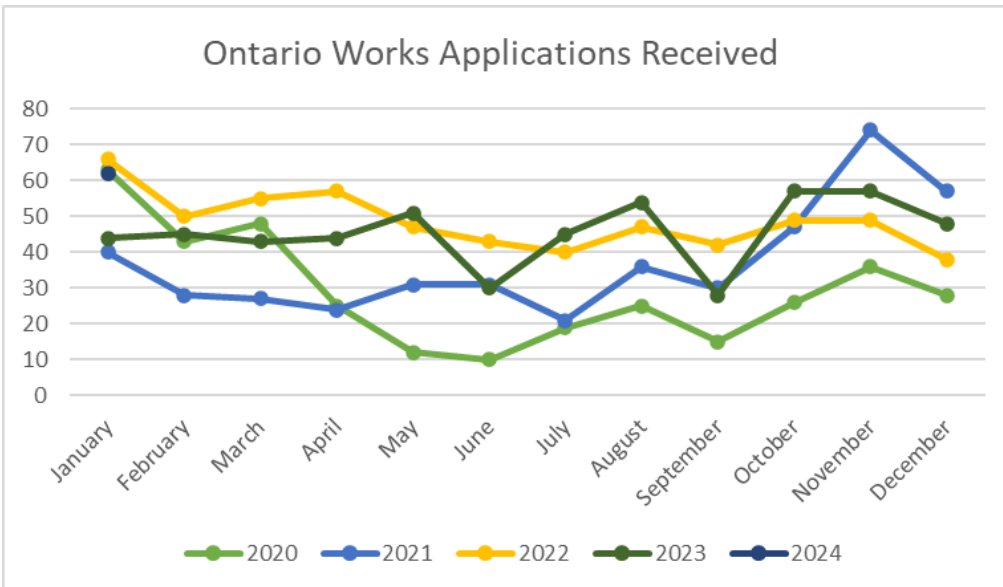
Funding Source - New	# of Children	# of Families
CWELCC	3	3
CWELCC Full Fee	7	6
Fee Subsidy	2	1
Ontario Works	0	0
Total	13	11

Exits	# of Children	# of Families
Extended Day Fee Subsidy	2	1
Total	2	1

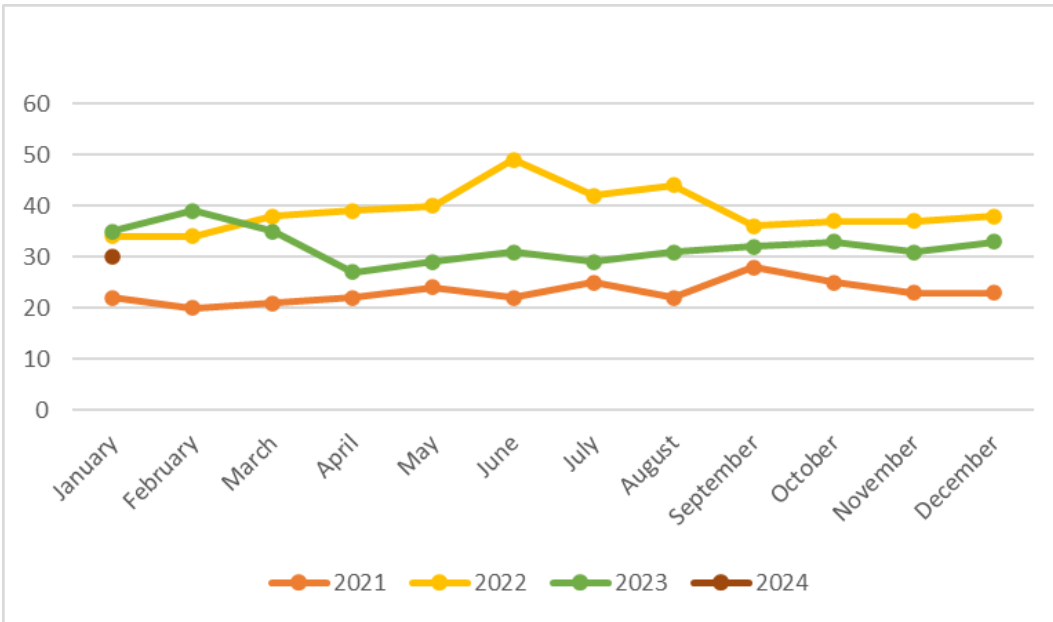
* CWELCC: Canada-Wide Early Learning Child Care; eligible for children 0 - 6



**Ontario Works Intake - Social Assistance Digital Application (SADA) & Local Office
Ontario Works Applications Received**

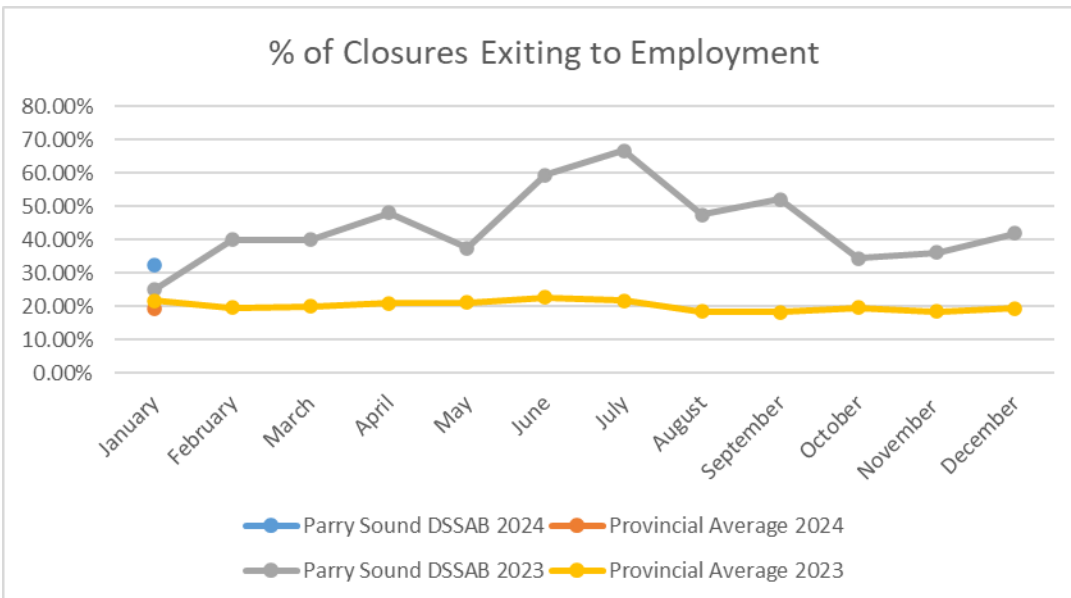


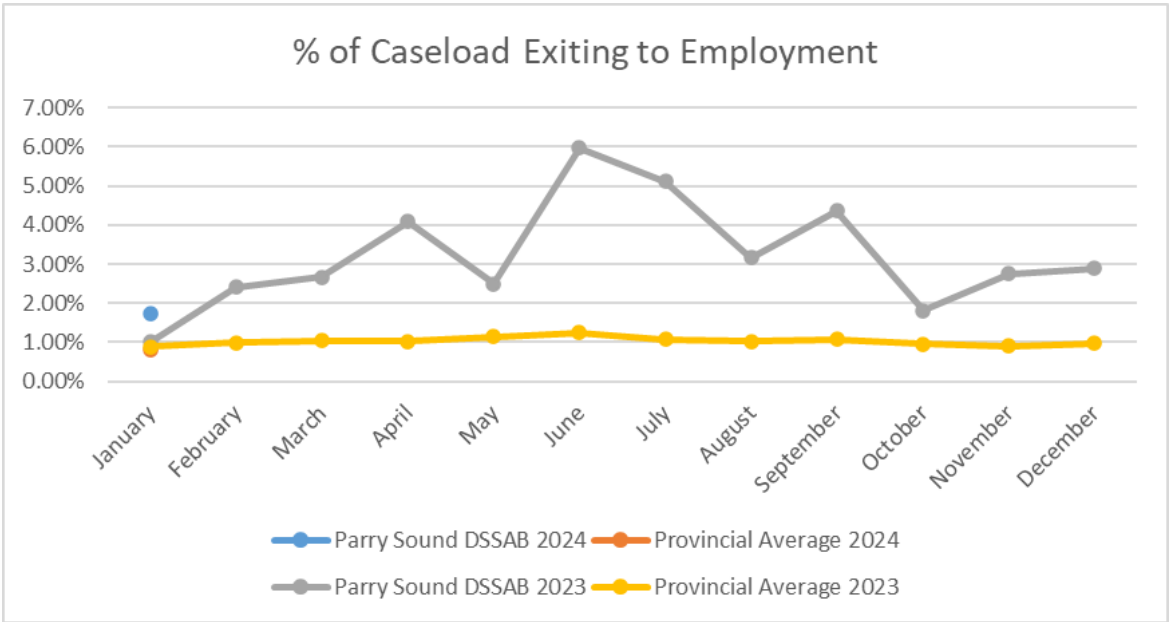
ODSP Participants in Ontario Works Employment Assistance



The OW Caseload as of the end of January is **634**. We are supporting **30** ODSP participants in our Employment Assistance program. We also have **55** Temporary Care Assistance cases. Intake was steady month over month. We had **60** Ontario Works Applications (50 of those online through SADA) in the month of December.

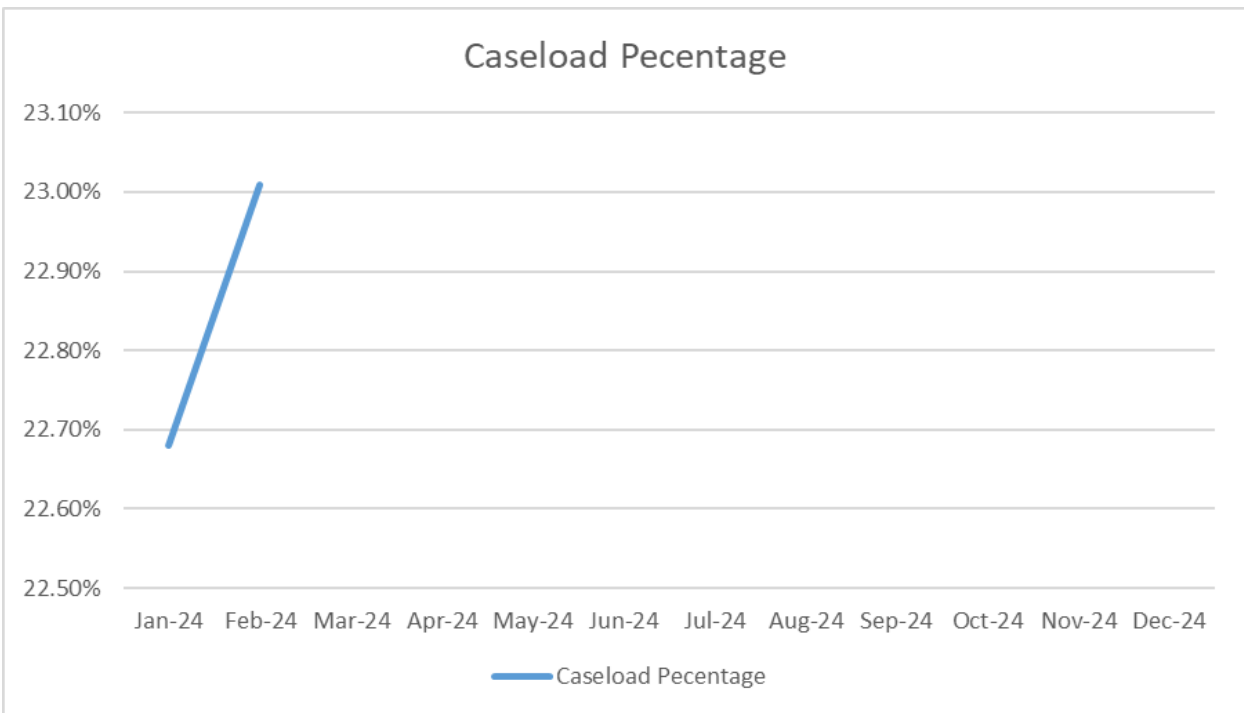
Employment Assistance & Performance Outcomes



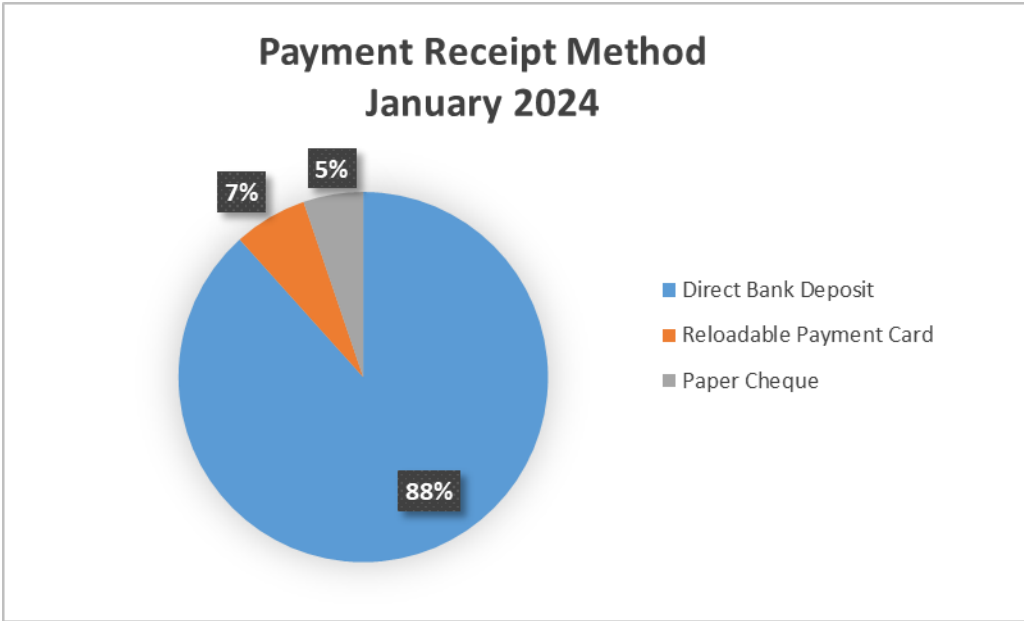


Our Employment Outcomes performance in remain strong despite the typical winter slowdown. We are also exceeding last year’s pace early on.

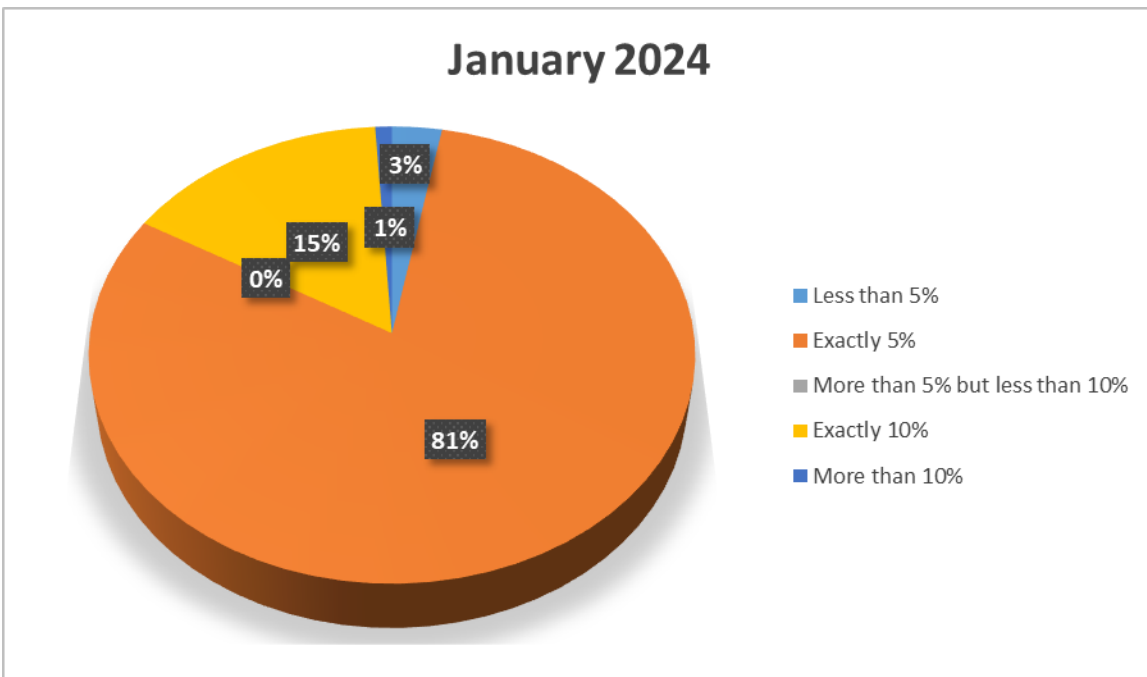
MyBenefits Enrollment 2024



DBD Enrollment



Overpayment Recovery Rate



Housing Stability Program - Community Relations Workers

Support

All services performed, provided, or arranged by the Homelessness Stability Program staff to promote, improve, sustain, or restore appropriate housing for individuals active with the Homelessness Stability Program, periodically within the month, not requiring intense case management.

January 2024 Income Source	East	West
Senior	12	14
ODSP	11	28
Ontario Works	4	15
Low Income	22	33

Intense Case Management

Intense Case Management involves the coordination of appropriate services and the provision of consistent and on-going weekly supports, required by the individual to obtain, and sustain housing stability.

January 2024 Income Source	East	West
Senior	13	16
ODSP	4	14
Ontario Works	7	15
Low Income	9	54

Contact/Referrals

January 2024	East	West	YTD
Homeless	1	2	3
At Risk	3	2	5
Program Total (Esprit In Shelter Clients)			8
Esprit Outreach Homeless	0	0	0
Esprit Outreach at Risk	0	0	0
Esprit in Shelter	2		2

Short Term Housing Allowance

	Active	YTD
January 2024	1	1

Housing Stability: Household Income Sources and Issuance from HPP:

January 2024 Income Source	Total	HPP
Senior	1	\$1,000.00
Ontario Works	4	\$181.00
Low Income	2	\$213.63

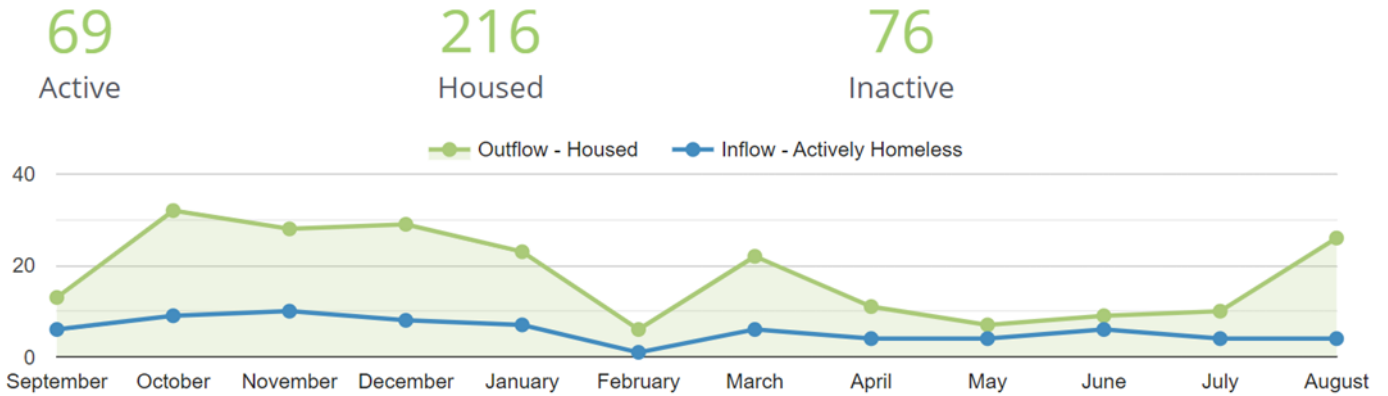
January 2024 Reason for Issue	Total
Transportation	\$259.63
Food/Household/Misc	\$1,135.00
Total	\$1,394.63

Ontario Works: Household Income Sources and Issuance from HPP

January 2024 Income Source	Total	HPP
Senior	1	\$1,000.00
ODSP	3	\$1,817.00
Ontario Works	13	\$7,277.29
Low Income	3	\$1,350.85

January 2024 Reason for Issue	Total
Rental Arrears	\$478.00
Utilities/Firewood	\$4,699.90
Transportation	\$100.85
Food/Household/Misc.	\$5,773.15
Emergency Housing	\$393.24
Total	\$11,445.14

**By-Name List Data
September 2021– January 2024**



Housing Programs

**Social Housing Centralized Waitlist Report
January 2024**

	East Parry Sound	West Parry Sound	Total
Seniors	48	131	179
Families	131	443	574
Individuals	507	201	708
Total	686	775	1,461
Total Waitlist Unduplicated			466

**Social Housing Centralized Waitlist (CWL) 2023 - 2024 Comparison
Applications and Households Housing from the CWL**

Month 2023	New App.	New SPP	Cancelled	Housed	SPP Housing	Month 2024	New App.	New SPP	Cancelled	Housed	SPP Housing
Jan	5	1	13			Jan	3		2	1	
Feb	5	1	10			Feb					
Mar	6		35			Mar					
Apr	11		17	6		Apr					
May	13	2	9	2		May					
June	9	1	2	1		June					
July	5	1	5	1		July					
Aug	14	1	3	1		Aug					
Sept	12		4			Sept					
Oct	8	1	1	4	2	Oct					
Nov	12		3			Nov					
Dec	1		2	3	3	Dec					
Total	101	8	104	18	5	Total	3		2	1	

SPP = Special Priority Applicant

- Housing Programs approved three new applications to the centralized waitlist in the month of January
- Two applications were cancelled – one was due to no contact of an offer, and the other was a request to be removed
- One applicant was housed in January

**Parry Sound District Housing Corporation
January 2024**

Activity for Tenant and Maintenance Services

	Current	YTD
Move outs	5	5
Move in	2	2
L1/L2 forms	0	0
N4 - notice of eviction for non payment of rent	0	0
N5 - notice of eviction disturbing the quiet enjoyment of the other occupants	1	11
N6 - notice of eviction for illegal acts or misrepresenting income for RGI housing	0	0
N7 - notice of eviction for willful damage to unit	1	1
Repayment agreements	4	23 (19 carried from
No Trespass Order	3	3
Tenant Home Visits	26	26
Mediation/Negotiation/Referrals	22	22
Tenant Engagements/Education	2	2

**Property Maintenance
January 2024**

Pest Control		3 buildings are currently being inspected monthly for bedbugs; 14 units have been treated
Vacant Units	13	one-bedroom (10); multiple bedroom (3) (not inclusive of The Meadow View)
Vacant Units - The Meadow View	4	one-bedroom market units available
After Hours Calls	11	Smoke detector defect, HVAC repairs, OPP wellness check, Bell requiring access, phone line not working, fridge not working, fire supervisory signal trouble reset required, bed bugs 4 staff participate in the on-call phone tree system
Work Orders	86	Created for maintenance work, and related materials for the month of January
Fire Inspections		In the month of January, annual inspections were done for 3 apartment buildings

Capital information will be captured in Quarterly Reports moving forward.

Esprit Place Family Resource Centre

Emergency Shelter Services	January 2024	YTD
Number of women who stayed in shelter this month	6	6
Number of children who stayed in the shelter this month	2	2
Number of hours of direct service to women (shelter and counselling)	276	276
Number of days at capacity	0	0
Number of days over capacity	0	0
Overall capacity %	64%	64%
Resident bed nights (women & children)	199	199
Phone interactions (crisis/support)	17	17

Transitional Support	January 2024	YTD
Number of women served this month	1	1
Number of NEW women registered in the program	1	1
Number of public ed/groups offered	0	0

Child Witness Program	January 2024	YTD
Number of children/women served this month	0	0
Number of NEW clients (mothers and children) registered in the program	0	0
Number of public ed/groups offered	0	0

Report #: 8.1
Subject: Reaching Home Funding Resolution
To: Board Members
Presented By: Tammy MacKenzie, CAO
Prepared By: Jennifer Harris, Administrative Officer
Date: March 14, 2024

Resolution:

THAT the District of Parry Sound Social Services Administration Board supports the attached Reaching Home Funding Resolution from NOSDA;

AND THAT a copy of this resolution be forwarded to Scott Aitchison, MP Parry Sound-Muskoka and Anthony Rota, MP Nipissing - Timiskaming along with Municipalities within the District of Parry Sound requesting their support of this resolution.

Report:

As per the January 10, 2024 NOSDA CAO and Chairs meeting minutes, the Reaching Home Program allocations will be reducing over the next three years. This funding is used strictly for homelessness, by-name list, and shelter solutions. Although not all DSSAB's are currently recipients of this funding, the reduction is going to be devastating in Northern Ontario. This is a 60% reduction which will result in the loss of 2.8 million in Northern Ontario.

At the March 7, 2024 meeting of NOSDA CAO's, they passed the attached resolution which we are bringing forward for our Board's endorsement.



**NORTHERN ONTARIO
SERVICE DELIVERERS
ASSOCIATION**

RESOLUTION NO. 24 – 007

Moved by: **Mike Nadeau**
Seconded by: **Henry Wall**

WHEREAS Reaching Home: Canada's Homelessness Strategy is a community-based program aimed at preventing and reducing homelessness across Canada. This program provides funding to urban, Indigenous, rural, and remote communities to help them address their local homelessness needs; and

WHEREAS Reaching Home supports the goals of the [National Housing Strategy](#), by supporting the most vulnerable Canadians in maintaining safe, stable, and affordable housing and to reduce chronic homelessness nationally by 50% by fiscal year 2027 to 2028; and

WHEREAS Homelessness has an impact on every community in Canada. It affects individuals, families, women fleeing violence, youth, seniors, veterans, and people with disabilities. In 2016, an estimated 129,000 people experienced homelessness at an emergency shelter. In 2019, Reaching Home was launched by the Federal government who committed \$2.2 billion to tackle homelessness across the country and increased their commitment to nearly \$4 billion over 9 years. This included over \$1.1 billion in new investments through Budgets 2021 and 2022; and

WHEREAS only five of the 11 NOSDA members are funded to deliver the Reaching Home Program and they have been informed that their reaching home funding will be cut 57 % in fiscal 2026-27; and

WHEREAS this 57% reduction will mean that the 5 NOSDA members who deliver Reaching Home will lose 2.6 million annualized by fiscal 2026-27.

THEREFORE BE IT RESOLVED THAT NOSDA calls on the government of Canada to meet its obligations as announced in 2016 and reaffirmed in 2022 by immediately reversing the decision to reduce the Reaching Home Funding by 57%; and

FURTHERMORE BE IT RESOLVED THAT NOSDA call on the Federal government to increase the annualized funding allocated for Reaching Home and provide Reaching Home Funding for all eleven NOSDA members; and

FURTHERMORE BE IT RESOLVED THAT NOSDA calls on the Federal Government to maintain its commitment to reduce chronic homelessness nationally by 50% by fiscal year 2027-28; and

FURTHERMORE BE IT RESOLVED THAT NOSDA calls on the Federal Government to work hand in hand with the Province of Ontario to meet the provinces' goal of creating 1.5 million new homes by 2030.

Board Directors	YEAS	NAYS
Brian Marks, Chair		
Dan McCormick		
Henry Wall		
Bill Bradica		
Mike Nadeau		
Keith Bell		
Donna Stewart		
Steve Jacques		
Tammy MacKenzie		
Melanie Shaye		
Mark Stewart		

Carried March 7, 2024

Defeated _____

Deferred or Tabled _____



Chair



NOSDA Executive Director



IN THIS EDITION

NIPISSING & PARRY SOUND:
NUMBER OF BUSINESSES BY
EMPLOYEE SIZE

JOBS REPORT JANUARY 2024

TOTAL NUMBER OF JOB POSTINGS

500

NIPISSING

129

PARRY SOUND

114

from
December

37

from
December

TOP INDUSTRY WITH VACANCIES

NIPISSING

Health Care & Social
Assistance (25.8%)

PARRY SOUND

Health Care & Social
Assistance (31%)

To view the full report, visit our website
www.thelabourmarketgroup.ca
readysethired.ca

Questions or concerns?
Feel free to contact us at
info@thelabourmarketgroup.ca



T. 705.478.9713

150 First Ave. West
Suite 103, North Bay, ON
P1B 3B9

The Labour Market Group is funded by:



NIPISSING & PARRY SOUND: NUMBER OF BUSINESSES BY EMPLOYEE SIZE

In **Nipissing**, Real Estate & Rental & Leasing stand out in terms of the large number of **solo operators**. (landlords of residential rental units).



The third largest category of **solo operators** is in Professional, Scientific & Technical Services (management, scientific and technical consulting services).



The next industry is **Construction** (residential building construction, building finishing contractors, other specialty trade contractors and building equipment contractors).

INDUSTRY SECTOR (NAICS)	NUMBER OF EMPLOYEES							RANK
	0	1-4	5-9	10-19	20-49	50-99	100+	
11 - Agriculture	131	24	5	2	4	0	0	11
21 - Mining	14	2	3	2	4	0	3	18
22 - Utilities	21	1	0	1	0	2	0	19
23 - Construction	330	178	75	30	28	5	4	2
31-33 - Manufacturing	65	29	21	16	15	13	2	12
41 - Wholesale Trade	66	26	30	23	7	1	0	13
44-45 - Retail Trade	199	127	122	99	49	16	9	3
48-49 - Transportation & Warehousing	145	49	11	8	11	9	4	9
51 - Information & Cultural	35	20	14	4	3	1	0	15
52 - Finance & Insurance	231	30	23	16	14	2	0	7
53 - Real Estate, Rental & Leasing	1,556	103	30	9	5	1	0	1
54 - Professional, Scientific & Technical Services	324	93	30	29	11	4	2	6
55 - Management of Companies	38	1	2	2	0	1	0	17
56 - Administrative Support	119	51	16	19	5	3	0	10
61 - Educational Services	41	8	8	8	3	2	6	16
62 - Health Care & Social Assistance	304	156	61	37	30	10	12	4
71 - Arts, Entertainment & Recreation	51	17	9	7	6	1	1	14
72 - Accommodation & Food Services	108	52	43	41	40	15	2	8
81 - Other Services	312	136	47	21	5	2	0	5
91 - Public Administration	0	3	1	5	3	5	8	19
CLASSIFIED BUSINESSES	4,090	1,106	551	379	243	93	53	
% of All Classified & Unclassified Businesses	64%	17%	8%	6%	4%	1%	1%	
Cumulative %	64%	81%	89%	94%	98%	99%	100%	
Ontario % of Classified & Unclassified Businesses	72%	17%	5%	3%	2%	1%	1%	

MORE FROM THE JANUARY JOBS REPORT:



TOP OCCUPATIONS

NIPISSING

Sales & Services (27.6%)

Education, Law & Social, Community & Gov (19.4%)

Business, Finance & Administration (14.4%)

PARRY SOUND

Sales & Services (25.6%)

Education, Law & Social, Community & Gov (20.9%)

Health (16.3%)

To view the full report, visit our website www.thelabourmarketgroup.ca readysethired.ca

Questions or concerns? Feel free to contact us at info@thelabourmarketgroup.ca



T. 705.478.9713

150 First Ave. West
Suite 103, North Bay, ON
P1B 3B9

The Labour Market Group is funded by:

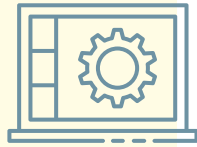


In **Parry sound**, Real Estate & Rental & Leasing stand out in terms of the large number of **solo operators**. (landlords of residential rental units).

The next industry is **Construction** (residential building construction, building finishing contractors, other specialty trade contractors and building equipment contractors). **Parry Sound** has considerably more Construction businesses, especially among firms with nine employees or less.



The third largest category of **solo operators** is in **Professional, Scientific & Technical Services** (management, scientific and technical consulting services).



In **Nipissing**, a very close third are computer systems design and related services, while in **Parry Sound**, third place is occupied by **accounting, tax preparation, bookkeeping and payroll services**.

INDUSTRY SECTOR (NAICS)	NUMBER OF EMPLOYEES							RANK
	0	1-4	5-9	10-19	20-49	50-99	100+	
11 - Agriculture	142	28	2	3	0	0	0	11
21 - Mining	2	2	0	4	0	0	0	20
22 - Utilities	14	1	0	0	0	0	0	19
23 - Construction	474	285	82	29	10	2	0	1
31-33 - Manufacturing	76	31	13	9	3	7	2	12
41 - Wholesale Trade	44	16	10	7	3	0	0	14
44-45 - Retail Trade	135	75	52	28	25	6	2	5
48-49 - Transportation & Warehousing	131	31	16	5	4	1	0	8
51 - Information & Cultural	21	12	9	0	0	0	0	15
52 - Finance & Insurance	145	17	6	6	3	1	0	10
53 - Real Estate, Rental & Leasing	809	47	5	4	0	0	0	2
54 - Professional, Scientific & Technical Services	245	76	15	11	0	0	0	4
55 - Management of Companies	33	1	0	0	0	0	0	17
56 - Administrative Support	119	45	9	10	0	1	0	9
61 - Educational Services	20	4	4	2	1	1	0	18
62 - Health Care & Social Assistance	146	64	12	17	14	1	8	7
71 - Arts, Entertainment & Recreation	64	24	15	8	5	0	0	13
72 - Accommodation & Food Services	138	58	26	25	16	5	1	6
81 - Other Services	234	95	16	6	5	1	0	3
91 - Public Administration	2	3	3	7	15	8	3	16
CLASSIFIED BUSINESSES	2,994	915	295	181	104	34	16	
% of All Classified & Unclassified Businesses	68%	19%	6%	4%	2%	1%	0%	
Cumulative %	68%	87%	93%	97%	99%	100%	100%	
Ontario % of Classified & Unclassified Businesses	72%	17%	5%	3%	2%	1%	1%	



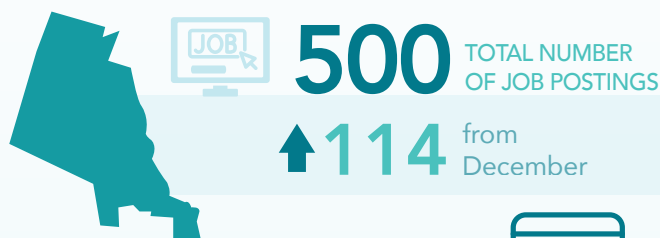
MONTHLY JOBS REPORT

JANUARY 2024

The Labour Market Group
Guiding partners to workforce solutions.

NIPISSING DISTRICT

There were 500 job postings recorded for Nipissing District in the month of January. Although January represents the eleventh consecutive month for which there was a year-over-year decrease in job postings, there was only a slight decrease -3.7% (-19) from the January 2023 figure of 519. The January total was significantly higher; +30% (+114), from the December total of 386 recorded job postings. 268 unique employers posted jobs in January; a substantial increase; +44.9% (+83) from the December figure of 185. Similar to the job posting total mentioned above the employer figure is only slightly below; -2.5% (-7), the year-over-year January total which was 275 in 2023.



OF THE 500 JOB POSTINGS



100%

Collected from online sources.



0.6%

(3) Requiring a bilingual individual.

19.6%
(98) Criminal Record Check



For postings that listed an annual salary.



\$70,217.44/year
AVERAGE



\$25.85
HOURLY WAGE

The average hourly wage in January for those postings which listed one.

Of the 192 postings which listed an hourly wage 7.8% (15) were listed at the provincial minimum wage of \$16.55/hour.

PARRY SOUND DISTRICT

There were 129 job postings recorded for the Parry Sound district in the month of January. This figure is a substantial increase; +40.2% (+37) from the previous month's figure of 92. This month-over-month decrease is likely attributed to seasonal trending as employers put off filling vacancies over the holiday season and wait until January. This month also saw a return to the trend of notable year-over-year drops in job postings with the 2024 figure decreasing by -16.8% (-26) when compared to the January 2023 total. 74 unique employers posted jobs in January which is notably below; -9.8% (-8) the January 2023 total of 82.



OF THE 129 JOB POSTINGS



100%

Collected from online sources.



0%

(0) Requiring a bilingual individual.

17.1%
(22) Criminal Record Check



For postings that listed an annual salary.



\$67,134.00/year
AVERAGE



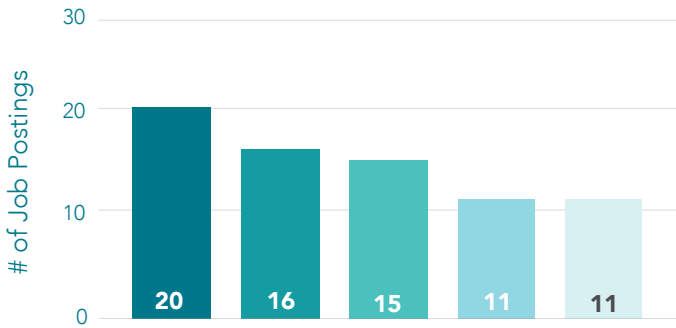
\$26.03
HOURLY WAGE

The average hourly wage in January for those postings which listed one.

Of the 64 postings which listed an hourly wage 0% (0) were listed at the provincial minimum wage of \$16.55/hour.

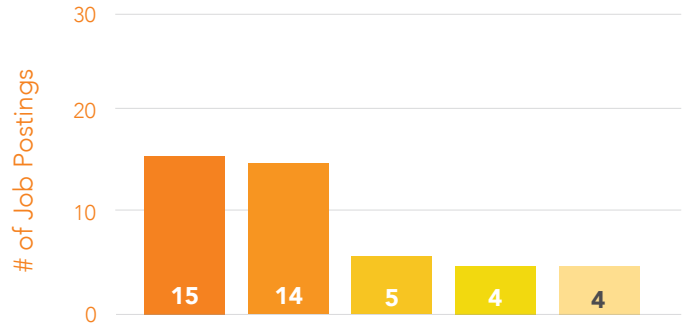
TOP 5 EMPLOYERS POSTING JOBS

-  North Bay Regional Health Centre
-  Near North District School Board
-  Voyager Aviation Corp
-  West Nipissing General Hospital
-  Nipissing University



TOP 5 EMPLOYERS POSTING JOBS

-  Near North District School Board
-  West Parry Sound Health Centre
-  Almex Group
-  Eastholme Home for the Aged
-  Tim Hortons - Parry Sound



TOP 5 INDUSTRIES HIRING (NAICS)



- 2** **15.8%** : Retail Trade (NAIC 44-45)
- 3** **8.8%** : Educational Services (NAIC 61)
- 4** **7.4%** : Transportation & Warehousing (NAICS 48-49)
- 5** **6.6%** : Accommodation & Food Services (NAICS 72)

The Health Care and Social Assistance (NAICS-62) industry saw the greatest number of job postings in January with 25.8% (129) of the overall share each amongst all major industry classifications. This industry also saw the largest month-over-month increase in posting share of +4.5%. In contrast the Educational Services (NAICS-61) industry experienced the largest month-over-month decrease of -7.6%; accounting for 8.8% (44) of the January job postings.


TOP 5 INDUSTRIES HIRING (NAICS)

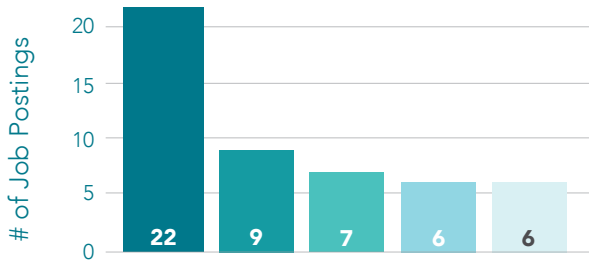


- 2** **15.5%** : Educational Services (NAICS 61)
- 3** **12.4%** : Accommodation & Food Services (NAICS 72)
- 4** **10.1%** : Manufacturing (NAICS 31-33)
- 5** **6.2%** : Public Administration (NAICS 91)


The Health Care and Social Assistance (NAICS-62) industry saw the greatest number of job postings in January with 31.0% (40) of the overall share amongst all major industry classification. This industry also saw the largest month-over-month increase of +9.3%. Inversely the Arts, Entertainment and Recreation (NAICS-71) industry saw the largest month-over-month decrease of -10.4% to make up 1.6% (2) of the January job postings.

TOP 3 OCCUPATIONAL CATEGORIES (NOC)


1 **27.6%** Sales & Service (NOC 6) 



- Retail Sales Associate / Representative
- Cook - Various
- Cashier
- Food Service Worker / Barista
- Caretaker / Janitor

2 **19.4%** Education, Law & Social, Community & Government Services (NOC 4) 


- Social Service Worker (20)
- Personal Support Worker / Independent Living Assistant (14)
- Teacher - Elementary/Secondary (12)
- Educational Assistant (9)
- Early Childhood Educator / Assistant (6)

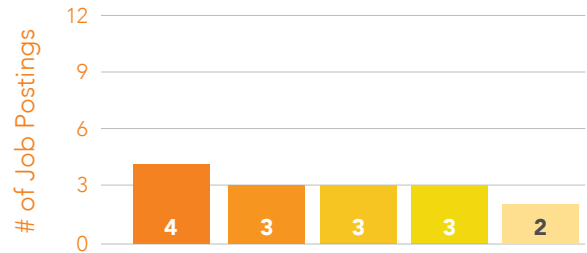
3 **14.4%** Business, Finance & Administration (NOC 1) 

- Administrative Assistant (9)
- Human Resource Professional (6)
- Receptionist (5)
- Accountant / Accounting Clerk (4)
- 2 others tied with (4)

Sales and Service (NOC-6) based occupations made up the largest portion of job postings with 27.6% (138) of all postings in January when compared to the major occupational classifications. These occupations saw the largest month-over-month increase of +4.1%. The largest month-over-month decrease of -2.4% was seen for Natural and Applied Sciences (NOC-2) based occupations which accounted for 4.2% (21) of the job postings in this month.

TOP 3 OCCUPATIONAL CATEGORIES (NOC)

1 **25.6%** Sales & Service (NOC 6) 



- Housekeeper
- Custodian / Janitor
- Cook - Various
- Food Service Supervisor
- 2 tied with

2 **20.9%** Education, Law & Social, Community & Government Services (NOC 4) 

- Teacher - Elementary/Secondary (7)
- Educational Assistant (5)
- Social Service Worker / Counsellor (4)
- Personal Support Worker (4)
- 7 tied with (1)

3 **16.3%** Health (NOC 3) 

- Registered Nurse (6)
- Registered Practical Nurse (3)
- Rehabilitation Assistant / Support Worker (3)
- Activity Aide / Assistant (2)
- 7 tied with (1)

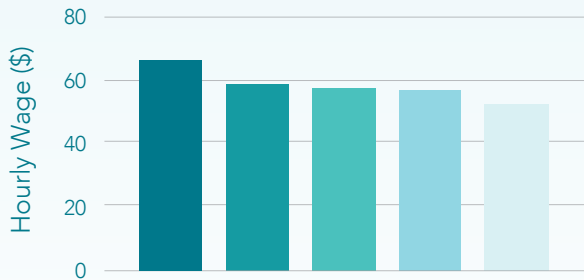
Sales and Service (NOC-6) based occupations represented the largest number of job postings in January with 25.6% (33) of all postings when compared to the major occupational classifications. Health (NOC-3) based occupations accounted for the largest month-over-month increase of +8.7% to represent 16.3% (21) of the recorded December postings. The largest month-over-month decrease in job posting share was for Trades, Transportation and Equipment Operator (NOC-7) based occupations which changed -6.5% from the previous month to account for 5.4% (7) of the January postings.

TOP 5 HOURLY WAGE VACANCIES



\$66.00

Director - Client Services, Child and Youth Mental Health Services
@ Hands TheFamilyHelpNetwork.ca
- North Bay



\$59.00 Director - Corporate Services
@ North Bay-Mattawa Conservation Authority

\$58.00 Charge Nurse - Long Term Care
@ West Nipissing General Hospital

\$57.68 Psychologist
@ One Kids Place Children's Medical Treatment Center of North East Ontario

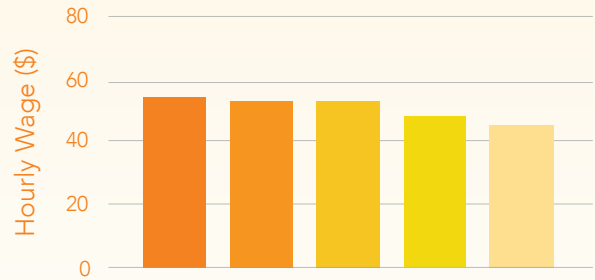
\$54.00 Registered Nurse
@ West Nipissing General Hospital

TOP 5 HOURLY WAGE VACANCIES



\$55.00

Speech Language Pathologist - All Regions
@ Near North District School Board



\$54.00 Registered Nurse
@ West Parry Sound Health Centre

\$54.00 Registered Nurse - Emergency Department
@ West Parry Sound Health Centre

\$48.00 Team Leader - Crisis Team
@ Canadian Mental Health Association - Muskoka Parry Sound Branch

\$45.00 Landscaper
@ Bowman Landscaping & Excavation

TOP 3 ANNUAL SALARY VACANCIES

\$200,000

Business Manager
@ 401 Auto - North Bay Chrysler

\$120,907

Sales Manager - Automotive
@ Volkswagen North Bay

\$120,000

Sales Professional
@ Northern RV



Lowest Annual Salary \$32,891

Harm Reduction Outreach Worker - Mobile
@ AIDS Committee of North Bay and Area

The average hourly wage in January for those postings which listed (38.4%) an hourly wage was \$25.85/hour. This is a slight increase; +8.0% (+\$1.92/hour), from the current 12-month average of \$23.93/hour. Of the 192 postings which listed an hourly wage 7.8% (15) were listed at the provincial minimum wage of \$16.55/hour. For postings that listed an annual salary the average was \$70,217.44/year. This is in-line; -0.4% (-\$248.37/year), with the current 12-month average of \$70,465.81/year.

TOP ANNUAL SALARY VACANCY

\$101,795

Chief Administrative Officer
@ Shawanaga First Nation

\$69,000

Sales Specialist
@ Bobcat of Parry Sound Ltd.

\$65,000

Service Advisor
@ Griffith Bros.



Lowest Annual Salary \$45,000

Maintenance Supervisor
@ Jolly Roger Inn & Resort

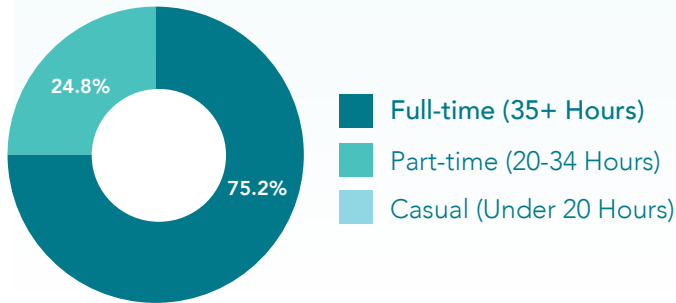
The average hourly wage in January for those postings which listed (49.6%) an hourly wage was \$26.03/hour. This figure is notably above; +8.9% (+\$2.13/hour), the current 12-month average of \$23.90/hour. Of the 64 postings which listed an hourly wage 0% (0) were listed at the provincial minimum wage of \$16.55/hour. The average annual salary listed in the month of January was \$67,134.00; notably above; +7.9% (+\$4,921.06/year), the current 12-month average annual salary of \$62,212.94/year.

FULL-TIME / PART-TIME BREAKDOWN

75.2% of listings in January

↑ 1.7%
from December

75.2% (376) of the listings in January indicated that the employment offered would be classified as full-time. This figure represents a slight increase; +1.7%, from the previous month when 73.5% of the job postings were classified as full-time.



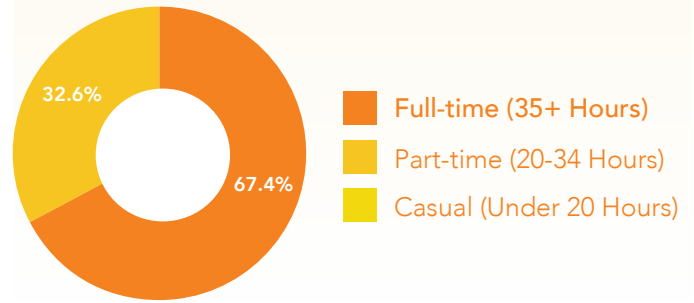
500 Postings listed hours offered (100%)

FULL-TIME / PART-TIME BREAKDOWN

67.4% of listings in January

↓ 4.3%
from December

67.4% (87) of the listings in January indicated that the employment offered would be classified as full-time. This figure is a slight decrease; -4.3%, from the previous month where 71.7% of the job postings were classified as full-time.



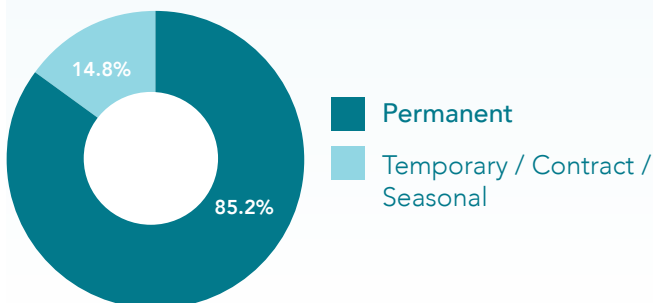
129 Postings listed hours offered (100%)

TERM OF EMPLOYMENT

85.2% of listings in January

↑ 4.6%
from December

85.2% (426) of the listings in January stated that the opportunity in question would be permanent. This is a slight increase; +4.6%, from the previous month's figure of 80.6%.



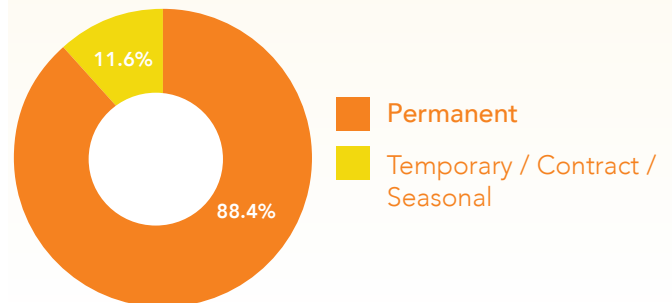
500 Postings listed hours offered (100%)

TERM OF EMPLOYMENT

88.4% of listings in January

↑ 3.6%
from December

88.4% (114) of the listings in January stated that the opportunity in question would be permanent. This is slightly above; +3.6%, the previous month figure of 84.8%.



129 Postings listed hours offered (100%)

ALL EMPLOYERS WITH POSTINGS IN MONTH



NIPISSING DISTRICT

401 Auto - North Bay Chrysler
A&W (Sturgeon Falls)
Accident Support Services Ltd.
AIDS Committee of North Bay and Area
AIM Kenny U-Pull
Airport Animal Hospital
Algonquin Nursing Home of Mattawa
Algonquin Pharmsave & Compounding Center
American Eagle Outfitters
Apollo Transport
Appleton Denture Clinic
Aramark Canada Ltd.
Arugula
Baker Tilly
Battano Construction Limited
Bay Builders
Bay Roofing and Exteriors Ltd.
Bay Truck Stop Family Restaurant
Bee-Clean Building Maintenance
Bentley & Co Ltd
Beyond Sushi
Binx Professional Cleaning
BioPed Footcare
Blanchfield Roofing Co. Ltd.
Blue Sky Animal Hospital
Boart Longyear - North Bay
Boart Longyear - Sturgeon Falls
Boston Pizza - North Bay
Bradwick Property Management
Brainworks
Brandt Industries
Buffed Total Cleaning
Bulk Barn Foods Limited
Burger World - Hammond
Campus Living Centres
Canada Post - Astorville
Canada Post - Sturgeon Falls
Canadian Addiction Treatment Pharmacy
Canadian Mental Health Association
- North Bay and Area
Canadian Tire - North Bay
Canadore College - College Drive
Canadore College of Applied Arts
& Technology
CannAmm
Canor Construction
CarePartners
Carlson Sports Limited
Cascades Casino
Cash Money
Cassellholme Home for the Aged
Cassells Animal Hospital
Cecil's Brewhouse & Kitchen
Cementation Canada
Central Welding & Iron Works
Chad's Grass Snow and More
Chatters Limited Partnership
CIBC - North Bay
Claire's
Commissionaires
Community Living North Bay
Conseil Scolaire Catholique Franco-Nord
Conseil scolaire public du Nord-Est de l'Ontario
Cooper Equipment Rentals
CRC Solutions
Crisis Centre North Bay
CSN Collision Centre - Phil's
David Reynolds and Associates Inc.
DECO Windshield Repair
Degagne Carpentry
Dentistry on Worthington
Designed Roofing Inc.
Designed Roofing Inc., Essential Exteriors
& Northland Glass & Metal
Di-Corp
District of Nipissing Social Services
Administration Board
Dr. Delean and Associates Dental Office
DSI Underground Canada Ltd.

Dyno Nobel
Eclipse Stores Inc
Ed Seguin & Sons Trucking and Paving
EMCO Corporation
Empire Living Centre
Enterprise Holdings
Express Parcel
Eye Associates of North Bay
Fastenal
FDM4
FedEx Ground
First Choice Haircutters
First Student / First Transit
First Student Canada
Fix Auto North Bay
Freightliner North Bay
FreshCo
GardaWorld
Giant Tiger - North Bay
GoodLife Fitness Centre - Main Street
Goodyear Canada Inc. (Retreading)
Grouned Electrical
Groupe Dynamite - Garage
Groupe Optimum Inc.
Guy's Tire Sales Inc
H&R Block
Hands TheFamilyHelpNetwork.ca - North Bay
Happy Life
Holiday Inn Express North Bay
Home Instead
Home Instead Senior Care
Homewood Suites by Hilton North Bay
Hopper Buick GMC
Huron Oral Surgery Group
Hut 8 Corp
Hydro One Networks Inc
IDA - Mattawa Pharmacy
IPC
Ironwood Properties
J&R Property Management
J.G. Fitzgerald & Sons Ltd.
J.L. Richards & Associates Limited
Janveaux Forest Products
Junior's Tirecraft
Kal Tire
Karis Disability Services (formerly
Christian Horizons)
KIND Forest School
Knight Piesold Ltd.
Kohltech Windows & Entrance Systems
Koodo
KPMG LLP
LCBO - Verner
Les Soeurs de l'Assomption de
la Sainte vierge
LifeLabs
Linde Canada
Lisa's Doghouse
Little Kickers Sudbury & North Bay
Long & McQuade
Lot 88 Steakhouse and Bar
Marigold Unique Flavour
Marina Point Village
Martel & Mitchell Rehabilitation
Martin Roy Transport / MRT
Mattawa Hospital
Maurices
McDonald's (North Bay)
McDonald's (West Nipissing)
McDougall Insurance and Financial
Metal Fab Ltd.
MetricAid
Michaels
Miller Paving
Miller Technology Incorporated
Mincon Canada
Ministry of Labour, Immigration, Training
and Skills Development
Ministry of the Attorney General
Ministry of Transportation
Moore Propane

Motion
Municipal Property Assessment Corporation
Municipality of West Nipissing
MyCar
Myrt's Family Restaurant
Near North District School Board
New Horizons Communications
New York Fries
Nijjaansinaanik Child and Family Services
Nijjaansinaanik Child and Family Services
- North Bay
Nipissing Serenity Hospice
Nipissing Transition House
Nipissing University
Nipissing Wellness Ontario Health Team
Nipissing-Parry Sound Catholic District
School Board
Nipissing-Parry Sound Student
Transportation Services
Nordic Minesteel Technologies Inc.
North Bay & District Multicultural Centre
North Bay Cycle and Sports
North Bay Humane Society
North Bay Hydro
North Bay Parry Sound District Health Unit
North Bay Police Service
North Bay Regional Health Centre
North Bay-Mattawa Conservation Authority
Northern RV
North-Tech Stone and Ceramic
One Kids Place Children's Medical Treatment
Center of North East Ontario
Ontario Northland
Ontario Public Service
Optimum Insurance Company Inc.
Oxford Learning Centres, Inc.
Paragon Bay Group Ltd.
Paramed Home Health Care
Partner's Billiards and Bowling
Pavao Contracting Inc
Petro Canada and Restaurant - Temagami
PHARA
Pilot Diamond Tools Ltd.
Pioneer Construction
Plan A Long Term Care Staffing and
Recruitment
Premier Mining Products
PuroClean North Bay and Nipissing
Redpath Mining Contractors and Engineers
Rise Controls Inc
Riv Chip Stand
Rodger B. Bowness, Barrister and Solicitor
Rogers
Roots Canada
Royal Bank of Canada - North Bay
Royal LePage North Bay Real Estate
Services, Brokerage
SafeSight Exploration Inc.
Sangster Law
Savage Ford Sales Limited
Science North
Scotiabank - Mattawa
Scotiabank - North Bay
Scotiabank - Northgate
Seaboard Transport Group
Sephora Canada
Shahi the Royal Roti Ltd.
Showcase
Sienna Senior Living
Simcoe Building Centre
Sonepar Canada - Dixon Electric
Springer Animal Hospital
SRP Building Products Inc.
Stantec
Staples Canada
Starbucks - North Bay
Stock Transportation
Stockfish Automotive Group
Sturgeon Falls Brush and Contracting Ltd
Subaru of North Bay
Subway - Pinewood Park Drive

Syl's Neighbourhood Kitchen
Szamra Group Facility Services
Talize
Tan Tan Wok
TD Bank - North Bay
Telus
Terrace Suites
The Brick North Bay
The Children's Aid Society of the District
of Nipissing and Parry Sound
The Corporation of the City of North Bay
The Cosmetic Clinic
The Home Depot - North Bay
The Homebrew Centre
The Urban Cafe
ThinkOn
Tim Hortons - Pinewood Park Dr.
Tim Hortons - Sturgeon Falls
TJX Companies - Homesense
Total Cleaning & Restoration
Township of Bonfield
Trans Canada Safety
Tremblay Chrysler Dodge Jeep Ram
True North Chevrolet Cadillac Ltd / Fix Auto
North Bay
Tulloch Engineering
Two Rivers Motel
United Rentals of Canada Inc.
Valois Motel & Restaurant
Value Village
Victoria Order Of Nurses
Victorian Order of Nurses / VON
Village Media Inc.
Volkswagen North Bay
Voyageur Aviation Corp
Wacky Wings
Walmart - North Bay
Waters Edge Care Community
West Nipissing General Hospital
Wine Rack
Wine Rack - Metro
YMCA of Northeastern Ontario



PARRY SOUND DISTRICT

Adams Bros. Construction
Almaquin Forest Products
Almaquin Highlands Community Living
Almex Group
Anchor Rehabilitation Support Services, Inc.
Ashley HomeStore Parry Sound
Barburrito Fresh Mexican Grill
Belvedere Heights
Bowman Landscaping & Excavation
BrokerLink - Parry Sound
Canada Post - Burk's Falls
Canadian Mental Health Association
- Muskoka Parry Sound Branch
CarePartners
Comfort Inn Parry Sound
Conseil scolaire public du Nord-Est
de l'Ontario
Contact North (Parry Sound)
Crofters Food Ltd
CSN Buchans
Danielle Smith Professional Accounting
Services
Dawson Dental - Callander Bay Dental
Di Salvo's Bella Cucina and Family Style Meals
District of Parry Sound Social Services
Administration Board
DK HVAC
Eastholme Home for the Aged
Fowler Construction Company Limited
Gardens of Parry Sound Retirement
Residence

Grand Tappattoo Resort
Hands TheFamilyHelpNetwork.ca
- Parry Sound
Hillcrest Grocery
Jolly Roger Inn & Resort
Kawartha Credit Union - Parry Sound
Lakeside Cottage Care
Linh Nails & Spa
Little Gardens
Lothouse Manufacturing (a Division
of Brawo Brassworking Limited)
Log Cabin Inn & Catering
Marshall Well Drilling
Municipality of Callander
Municipality of Magnetawan
Near North District School Board
Nijjaansinaanik Child and Family Services
Nijjaansinaanik Child and Family Services
- Parry Sound Area
North Bay & District Multicultural Centre
Nurse Next Door
Oakcrest Co.
One Kids Place Children's Medical Treatment
Center of North East Ontario
Ontario Public Service
Parry Sound Forest School
Pizzaville
Royal Bank of Canada - Sundridge
Schlager Inc.
Science North
Scotiabank - Parry Sound
Serenity Senior Residence
Shannondale Pet Hospital
Shawanaga First Nation
Shoppers Drug Mart - Parry Sound

Stan Darling Insurance Inc.
Starbucks - Parry Sound
Sundridge Dental
Swift Canoe and Kayak
TD Bank - Parry Sound
Terrace Suites
The Friends
The Source Electronics Inc. - Parry Sound
Tim Hortons - Parry Sound
Township of Ryerson
Trestle Brewing Company Limited
Victorian Order of Nurses / VON
Village of Burk's Falls
Vista Radio Ltd
Walmart - Parry Sound
West Parry Sound Health Centre
Westburne



WHAT IS THE LMG MONTHLY JOBS REPORT?

This Jobs Report is a monthly publication produced by the Labour Market Group.

Each month we compile this report based on our job portal **readysethired.ca**.

Readysethired.ca is an online job portal that provides and collects real time job postings within the districts of Nipissing and Parry Sound. These postings are updated daily and provide job seekers with a one stop shop for local current employment opportunities.

FOR MORE INFORMATION & FURTHER DETAILS ABOUT LOCAL JOBS, PLEASE CONTACT :

The Labour Market Group
readysethired.ca
info@thelabourmarketgroup.ca



The Labour Market Group
Guiding partners to workforce solutions.

Nipissing Parry Sound Overdose Incident Report

This report will be updated and sent weekly, every Monday, to inform community organizations and first responders of overdoses and/or negative drug reactions within our community.

	Overdoses or Negative Reactions Reported	Deaths Reported	Date	Number of Times 911 Called	Location	Substances Involved
Week 42: March 4 th to March 10 th , 2024	0	0	N/A	N/A	N/A	N/A
Week 41: February 26 th to March 3 rd , 2024	1	0	March 3 rd	1	North Bay	Fentanyl
Week 40: February 19 th to February 25 th , 2024	5	0	February 21 st , 2024 (2) February 24 th , 2024 (2) February 25 th , 2024	5	Burk's Falls North Bay (4)	Don't Know Fentanyl (4)
Week 39: February 12 th to February 18 th , 2024	3	0	February 12 th , 2024 February 16 th , 2024 February 17 th , 2024	3	Burk's Falls North Bay The Archipelago	Alcohol (2) Fentanyl Prescription Opioids
	9	2		9		

Week 38: February 5 th to February 11 th , 2024			February 5 th , 2024 (2) February 6 th , 2024 February 7 th , 2024 (3) February 8 th , 2024 February 10 th , 2024 (2)		East Ferris North Bay (6) South River West Nipissing	Fentanyl (6) Unknown Opioid (3)
Week 37: January 29 th to February 4 th , 2024	6	0	January 29 th , 2024 (2) February 1 st , 2024 (3) February 2 nd , 2024	6	Mattawa North Bay (3) Sundridge Whitestone	Don't Know Fentanyl (2) Polypharmacy Purple Heroin/Purp Unknown Opioid
Week 36: January 22 nd to January 28 th , 2024	3	0	January 24 th , 2024 January 25 th , 2024 (2)	3	North Bay Parry Sound South River	Alcohol Amphetamines Fentanyl (2) Non-opioid pharmaceutical
Week 35: January 15 th to January 21 st , 2024	5	0	January 3 rd , 2024 January 15 th , 2024 (2) January 16 th , 2024 January 21 st , 2024	5	North Bay (4) Parry Sound	Crack Fentanyl (2) Marijuana/Cannabis Unknown Opioid (2)
Week 34: January 8 th to January 14 th , 2024	2	0	January 3 rd , 2024 January 13 th , 2024	1	North Bay Parry Sound	Cocaine (2) Unknown Opioid (2)
Week 33: January 1 st to	0	0	N/A	0	N/A	N/A