
District of Parry Sound



Social Services
Administration Board

Chief Administrative Officer's Report

December 2024

Mission Statement

To foster healthier communities by economically providing caring human services that empower and enable the people we serve to improve their quality of life.

Esprit Giving Campaigns

As a reminder, The Orange Door Project campaign continues! From November 12th to December 22nd, Home Depot customers across Canada are being empowered to be a part of the change by making a donation in support of a local charity that provides housing and supportive services. Staff have been attending the store weekly to provide information on our services and programs.



Sponsor-A-Family Program

Wow! We are overwhelmed by the response and support we've already received for our Sponsor-A-Family campaign. In less than 24 hours we had sponsors for almost all of our families!, and they are now fully sponsored!

Each one of these elves represents a family we are supporting through our programs. Your support makes a huge difference in their lives everyday, and especially during the holiday season.

More information can be found on our website at www.espritplace.ca/sponsorfamily/



Holiday Wish List

We are seeking donations for our reopening in early 2025. We've created our 'holiday wish list' to help identify the items most in need.

Social Media Stats

Facebook –District of Parry Sound Social Services Administration Board	JUNE 2024	JULY 2024	AUG 2024	SEPT 2024	OCT 2024	NOV 2024
Total Page Followers	601	626	642	657	671	677
Post Reach this Period (# of people who saw post)	5213	5510	6261	5343	2332	3032
Post Engagement this Period (# of reactions, comments, shares)	599	609	512	380	365	257

Facebook -Esprit Place Family Resource Centre	JUNE 2024	JULY 2024	AUG 2024	SEPT 2024	OCT 2024	NOV 2024
Total Page Followers	192	193	196	198	199	209
Post Reach this Period (# of people who saw post)	421	526	1782	275	124	3103
Post Engagement this Period (# of reactions, comments, shares)	102	26	91	32	11	151

DSSAB LinkedIn Stats https://bit.ly/2YyFHIE	JUNE 2024	JULY 2024	AUG 2024	SEPT 2024	OCT 2024	NOV 2024
Total Followers	474	478	485	488	492	501
Search Appearances (in last 7 days)	178	226	184	90	64	10
Total Page Views	26	26	26	84	69	55
Post Impressions	1089	1251	1241	243	154	1800
Total Unique Visitors	15	11	13	41	38	23

Instagram - Esprit Place Family Resource Centre https://www.instagram.com/espritplace/	JUNE 2024	JULY 2024	AUG 2024	SEPT 2024	OCT 2024	NOV 2024
Total Followers	74	83	85	93	93	97
# of accumulated posts	23	25	27	36	37	53

Licensed Child Care Programs

**Total Children Utilizing Directly Operated Child Care in the District
October 2024**

Age Group	Fairview ELCC	First Steps ELCC	Highlands ELCC	Waubeek ELCC	HCCP	Total
Infant (0-18M)	3	2	1	5	15	26
Toddler (18-30M)	5	5	14	17	35	76
Preschool (30M-4Y)	16	14	16	32	41	119
# of Active Children	24	21	31	54	91	221

The overall enrollment has not changed in the month of October although several children have aged up to the next age-grouping.

**School Age Programs
October 2024**

Location	Enrollment
Mapleridge After School	26
Mapleridge Before School	8
Mapleridge Summer Program	N/A
Sundridge Centennial After School	13
Home Child Care	19
# of Active Children	66

Both Mapleridge and Sundridge School Age Programs are now operating at capacity.

**Inclusion Support Services
October 2024**

Age Group	EarlyON	Licensed ELCC's	Monthly Total	YTD Total	Waitlist	New Referrals	Discharges
Infant (0-18M)	0	2	2	4	0	0	0
Toddler (18-30M)	5	4	9	19	3	3	1
Preschool (30M-4Y)	1	32	33	51	7	0	1
School Age (4Y+)	7	32	39	30	2	0	15
Monthly Total	13	70	83	-	12	3	17
YTD Total	19	85	-	104	39	40	44

The ISS Resource Consultants continue to discharge children that have fully transitioned to school and are now receiving services through the school boards.

**EarlyON Child and Family Programs
October 2024**

Activity	Monthly Total	YTD
Number of Children Attending	989	9,582
Number of New Children Attending	44	372
Number of Adults Attending	801	7,473
Number of Virtual Programming Events	10	101
Number of Engagements through Social Media	1,080	7,333
Number of Views through Social Media	16,796	140,485

There were 265 more visits by children this month in the EarlyON Child and Family Centres with 44 new children in attendance that have not previously visited a program. With the children, there was an increase of 236 adults attending one or more programs.

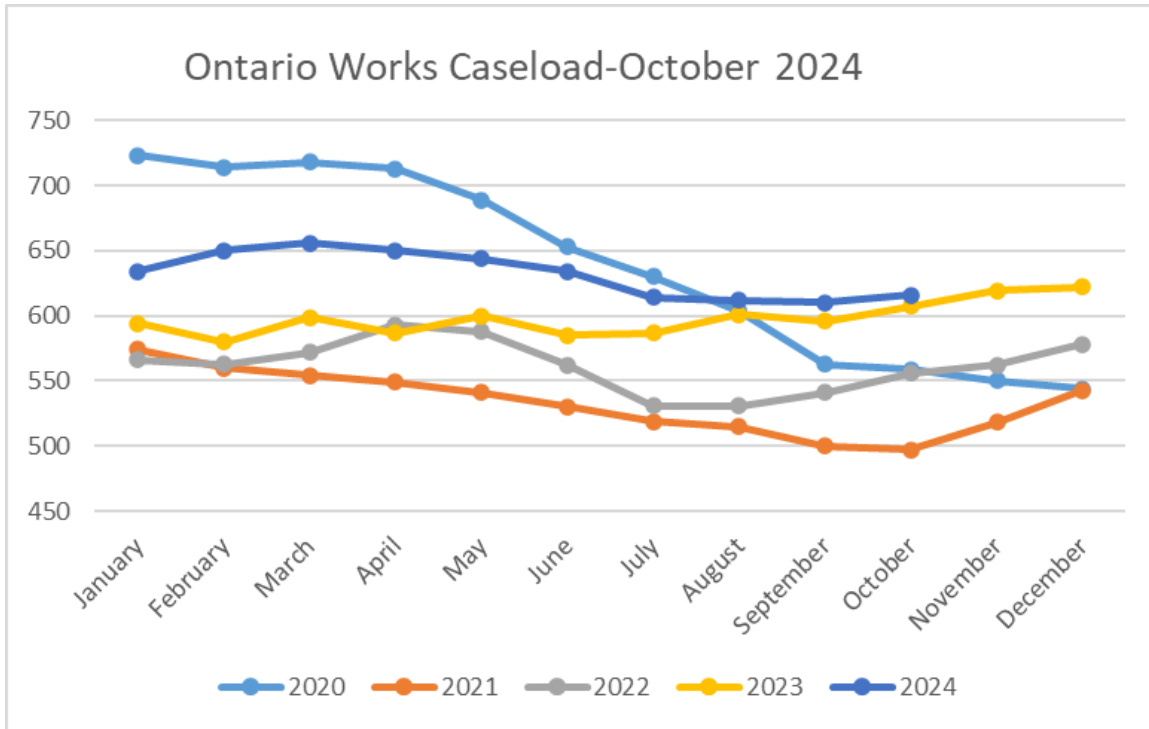
Funding Sources for District Wide Childcare Spaces - October 2024

Funding Source - Active	# of Children	# of Families
CWELCC*	56	54
CWELCC Full Fee	190	188
Extended Day Fee Subsidy	5	5
Fee Subsidy	33	27
Full Fee	28	26
Ontario Works	2	2
Total	314	302

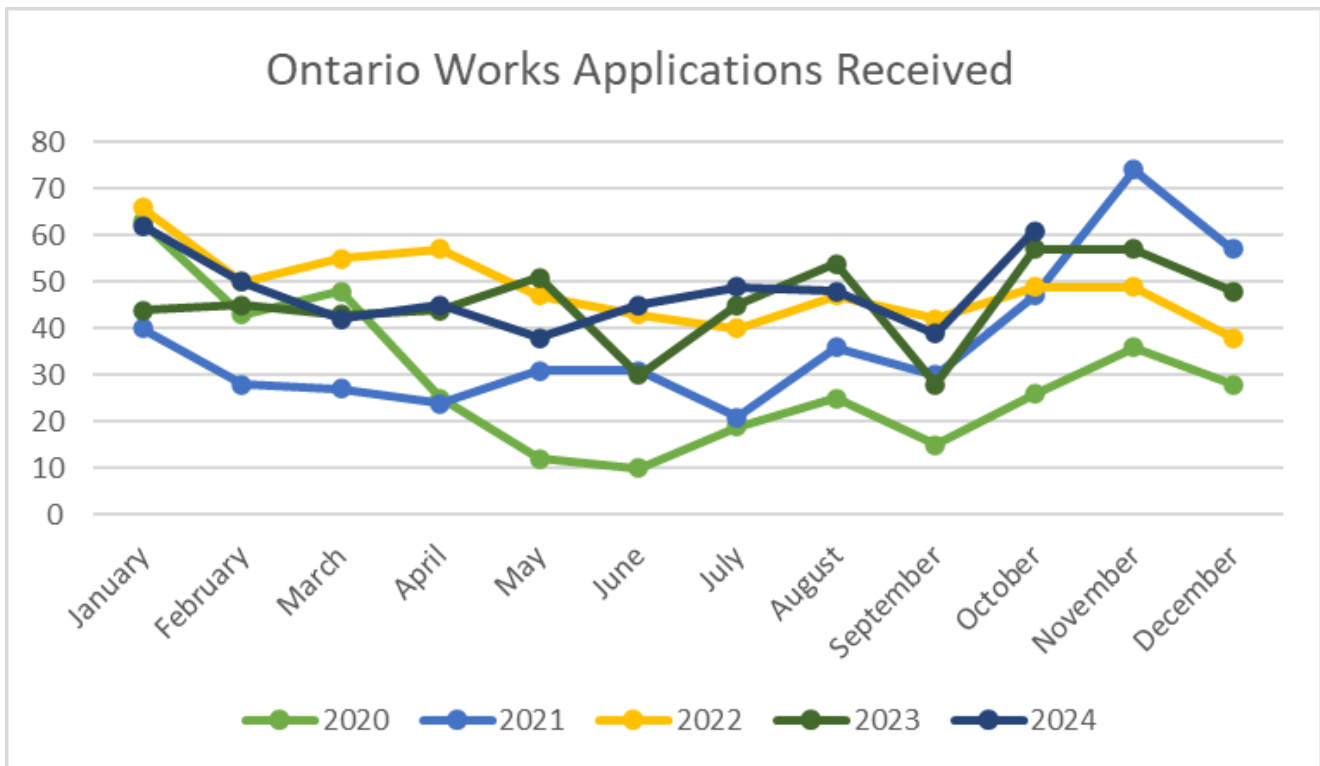
Funding Source - New	# of Children	# of Families
CWELCC*	2	2
CWELCC Full Fee	5	5
Extended Day Fee Subsidy	2	2
Fee Subsidy	5	4
Full Fee	1	1
Ontario Works		
Total	15	14

Exits	# of Children	# of Families
Fee Subsidy	0	0
CWELCC Full Fee	0	0
Extended Day Fee Subsidy	0	0
Total	0	0

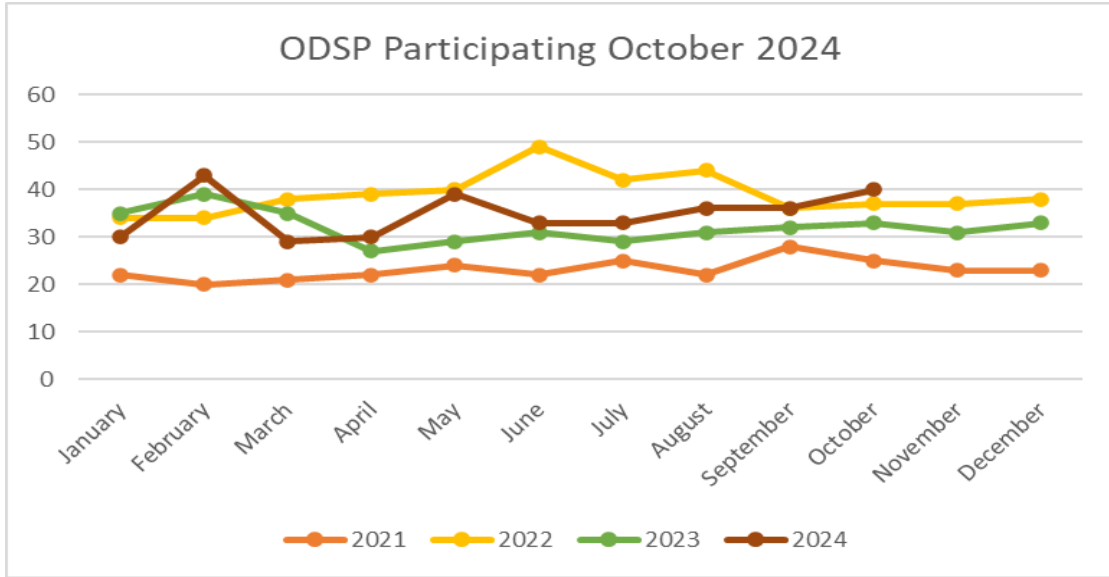
* CWELCC: Canada-Wide Early Learning Child Care; eligible for children 0 - 6



**Ontario Works Intake - Social Assistance Digital Application (SADA) & Local Office
Ontario Works Applications Received**

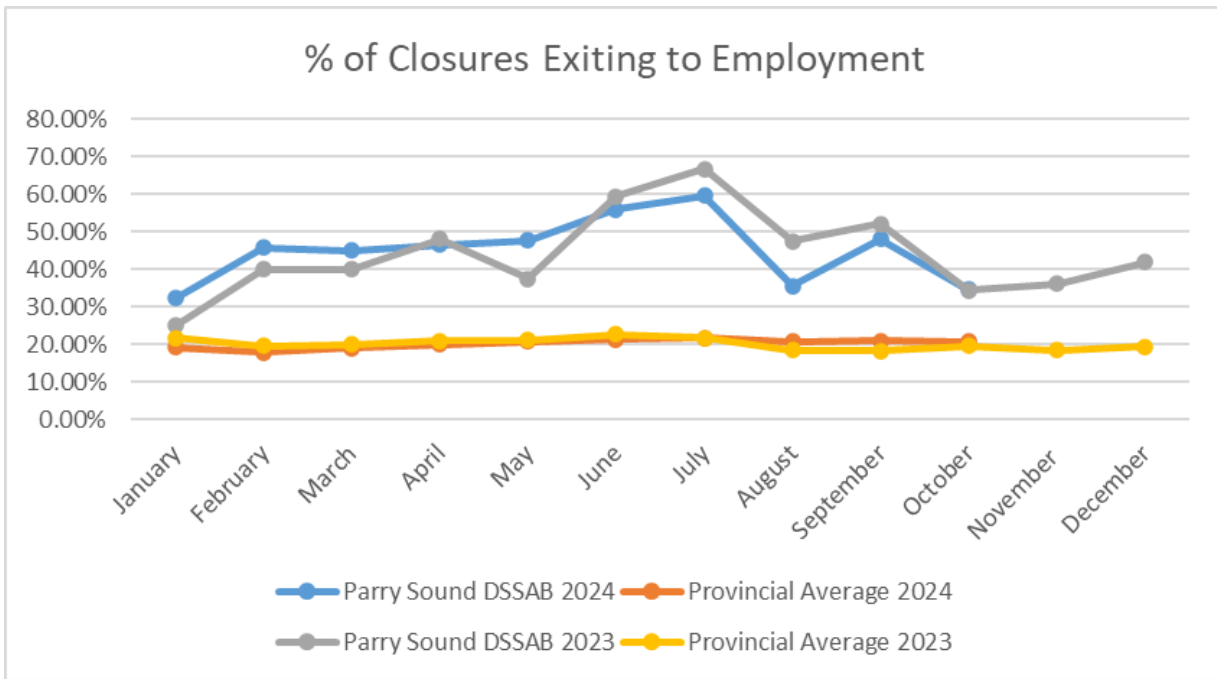


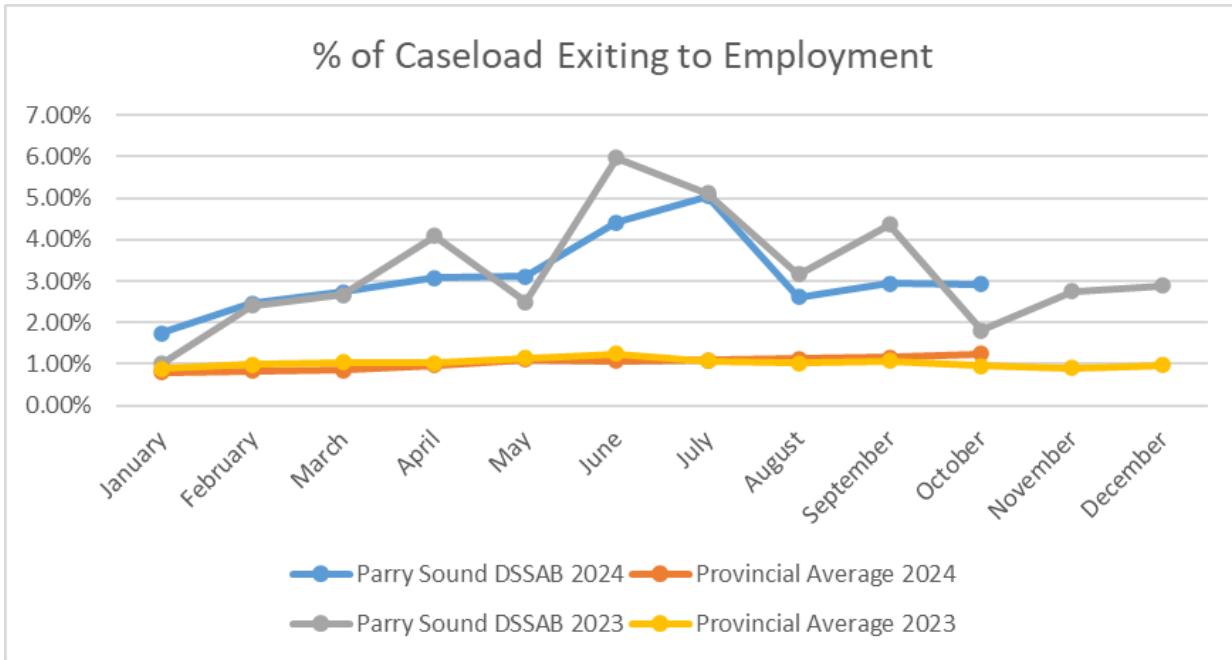
ODSP Participants in Ontario Works Employment Assistance



The OW Caseload continues to plateau at **616**, but it should be noted that as of September 2024, the caseload is up 6% over 2023. We are supporting **40** ODSP participants in our Employment Assistance program. We also have **61** Temporary Care Assistance cases. We received **61** Ontario Works Applications, 48 (79%) of which were online through SADA and managed through IBAU in the month of October.

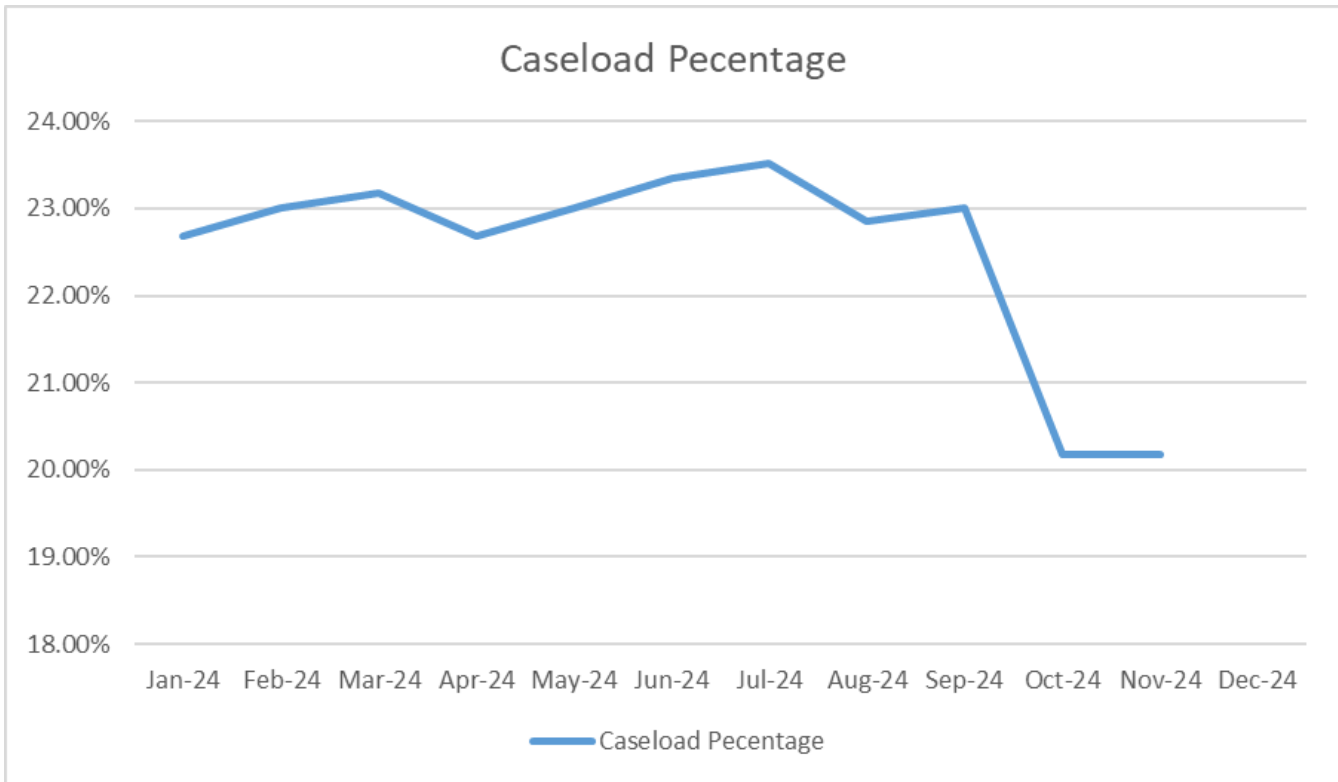
Employment Assistance & Performance Outcomes



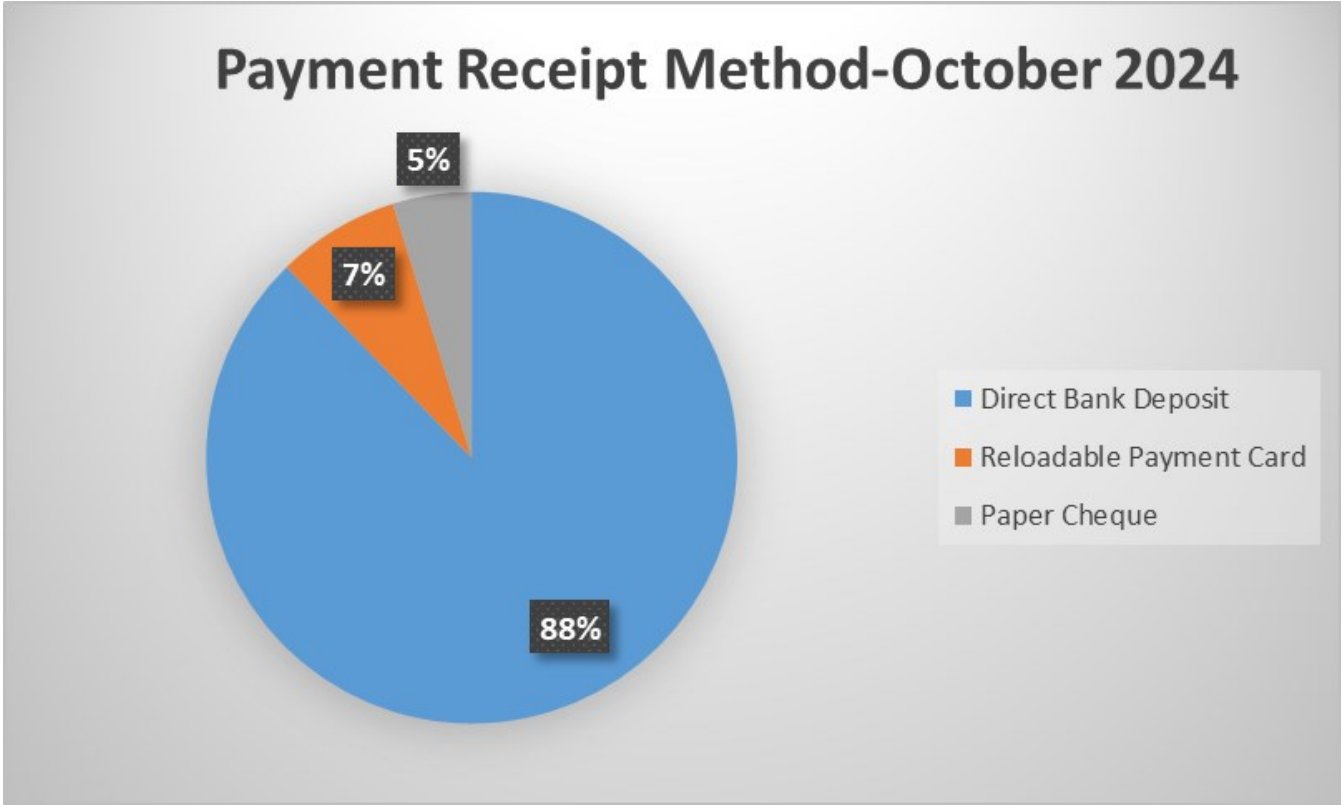


As we are firmly entrenched in autumn, we continue to support people to exit the program through employment. We exceeded our performance in October from the same time in 2023. We also had 8.4% of caseload exit OW for any reason.

MyBenefits Enrollment 2024



DBD Enrollment

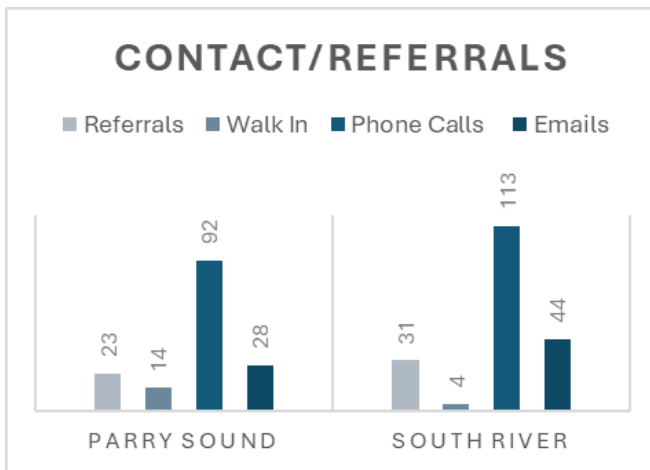


Income Support & Stability Update

Income Support and Stability Program Case Management involves the coordination of appropriate services and the provision of consistent and on-going weekly or bi-weekly supports, required by the individual to succeed in achieving and maintain life stabilization goals.

Contact / Referrals – October 2024

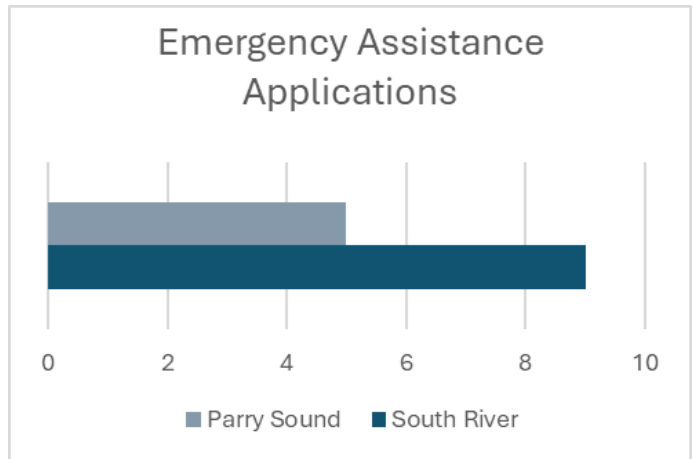
The data collected is initial contact made with a client to determine eligibility for on going support. This includes ongoing Housing Stability and Ontario Works cases.



Emergency Assistance Applications

October 2024

An application can be created when the applicant is not currently in receipt of social assistance, or not serving a period of ineligibility. Administrator also must be satisfied the applicant to the best of their ability made a reasonable effort to access other resources.



Client Referrals

Clients who identify as experiencing homelessness, or at immediate risk of homelessness

October 2024	East	West	YTD
Homeless	0	4	37
At Risk	1	5	80
Program Total (Esprit In Shelter Clients calculated in Homelessness Numbers)			117
Esprit Outreach Homeless	0	0	0
Esprit Outreach at Risk	0	0	0
Esprit in Shelter	1		3

Short Term Housing Allowance

Max of \$400 for 6 months

	Active	YTD
October	10	14

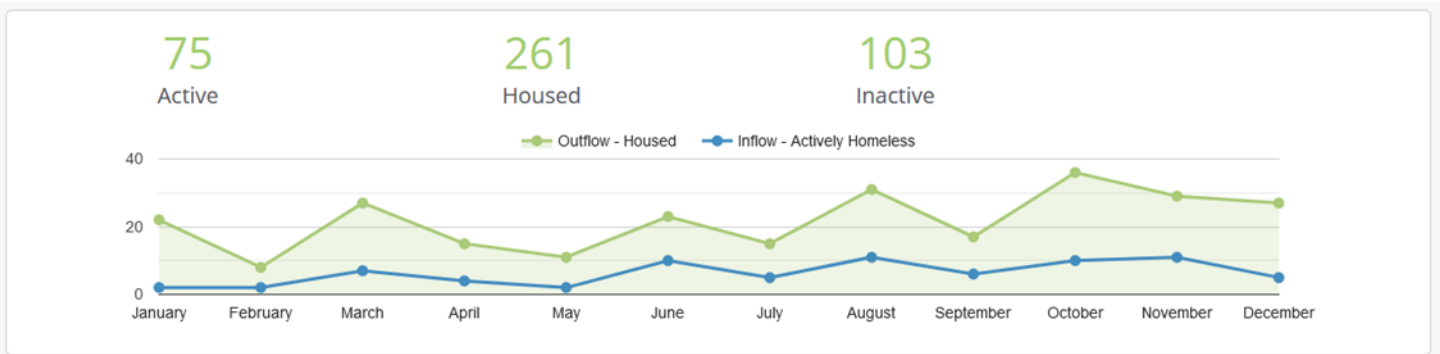
Household Income Sources and Issuance from Homelessness Prevention Programs Funding (HPP)

October 2024 Income Source	Total	HPP
Senior	3	\$2,100.00
ODSP	2	\$11,336.84
Ontario Works	13	\$8,533.16
Low Income	13	\$2,760.50
No Income		

October 2024 Reason for Issue	Total
Rental Arrears	\$7,920.00
Utilities/Firewood	\$2,500.72
Transportation	
Food/Household/Misc.	\$14,309.78
Emergency Housing	
Total	\$24,730.50

**By-Name List Data
September 1, 2021– October 31, 2024**

The By Name List is real-time list of all known people who are experiencing homelessness in our community that are willing to participate in being on the list and connecting with our agency for ongoing support to maintain affordable and sustainable housing. The individuals who are connected to this program are provided Intense Case Management supports with the foundations from Coordinated Access.



Through the end of October, we have housed 60% of all people that have been active on our By Name List. 39% of those active on our By Name List are experiencing Chronic Homelessness. Our transitional housing program in East Parry Sound remains at capacity.

Housing Programs

**Social Housing Centralized Waitlist Report
October 2024**

	East Parry Sound	West Parry Sound	Total
Seniors	48	131	179
Families	128	463	591
Individuals	508	159	667
Total	684	753	1437
Total Waitlist Unduplicated			402

**Social Housing Centralized Waitlist (CWL) 2023 - 2024 Comparison
Applications and Households Housing from the CWL**

Month 2023	New App.	New SPP	Cancelled	Housed	SPP Housing	Month 2024	New App.	New SPP	Cancelled	Housed	SPP Housing
Jan	5	1	13			Jan	3		2	1	
Feb	5	1	10			Feb	5		11	1	
Mar	6		35			Mar	7		3	3	
Apr	11		17	6		Apr	10	1	7		
May	13	2	9	2		May	4	1	5	1	
June	9	1	2	1		June	1		15	3	
July	5	1	5	1		July	9	1	19		
Aug	14	1	3	1		Aug	9	1	21		
Sept	12		4			Sept	6		16	2	
Oct	8	1	1	4	2	Oct	6		9		
Nov	12		3			Nov					
Dec	1		2	3	3	Dec					
Total	101	8	104	18	5	Total	60	4	108	15	

SPP = Special Priority Applicant

- Housing Programs had 6 new applications to the centralized waitlist, one being an approved Special Priority Program (SPP) application.
- There were 9 applications cancelled in October. 3 were cancelled at the applicants request, 2 were ineligible due to income or assets in excess, 2 were deceased, and 2 were unable to be contacted.
- 4 applicants were housing in the month of October.

**Parry Sound District Housing Corporation
October 2024**

Activity for Tenant Services

	Current	YTD
Move outs	3	29
Move in	4	32
L1/L2 forms	0	4
N4 - notice of eviction for non payment of rent	1	4
N5 - notice of eviction disturbing the quiet enjoyment of the other occupants	3	8
N6 - notice of eviction for illegal acts or misrepresenting income for RGI housing	0	0
N7 - notice of eviction for willful damage to unit	0	1
Repayment agreements (formal & informal)	1	51
No Trespass Order	0	4
Tenant Home Visits	47	331
Mediation/Negotiation/Referrals	9	151
Tenant Engagements/Education	1	42

Property Maintenance & Capital Projects
October 2024

Pest Control		3 buildings are currently being inspected monthly for bedbugs; 10 units treated for bedbugs.
Vacant Units	10	one-bedroom (9); multiple bedroom (1) (asbestos abatement, and significant repair contributes to longer vacancy times)
Vacant Units - The Meadow View	7	5-one bedroom (market), 2-studio (affordable) vacant
After Hours Calls	9	Lock out, leaks, no hot water, washing machine malfunction.
Work Orders	138	Work orders are created for our staff to complete routine maintenance repairs
Purchase Orders	200	Purchase orders are for services, and materials required outside of the Housing Operations Department
Fire Inspections	0	
Annual Inspections	0	
Incident Reports	0	

Esprit Place Family Resource Centre

Emergency Shelter Services	October 2024	YTD
Number of women who stayed in shelter this month <i>This month's stats include women who were housed in a hotel</i>	0	31
Number of children who stayed in the shelter this month <i>This month's stats include women who were housed in a hotel</i>	0	14
Number of hours of direct service to women (shelter and counselling)	98	1239
Number of days at capacity	0	0
Number of days over capacity	0	0
Overall capacity %	-	-
Resident bed nights (women & children)	-	-
Phone interactions (crisis/support)	45	311

- Please note: Esprit Place closed for renovations mid April 2024. Statistics are reflective of minimum occupancy during closure preparations, but accurately reflect outreach and business day crisis line management.
- We are also currently housing 1 family of three, and 1 woman in two transitional housing units.

Transitional Support	October 2024	YTD
Number of women served this month	6	35
Number of NEW women registered in the program	1	17
Number of public ed/groups offered		0

Child Witness Program	October 2024	YTD
Number of children/women served this month	0	119
Number of NEW clients (mothers and children) registered in the program	0	11
Number of public ed/groups offered	0	2