
District of Parry Sound



Social Services
Administration Board

Chief Administrative Officer's Report

September 2024

Mission Statement

To foster healthier communities by economically providing caring human services that empower and enable the people we serve to improve their quality of life.

Association of Municipalities of Ontario (AMO) Conference 2024

In August, I attended the AMO conference in Ottawa alongside my NOSDA counterparts to advocate for the issues impacting the North.

Along with my fellow NOSDA counterparts, we attended deputations with the following ministries:

- Ministry of Health
- Ministry of Long-Term Care
- Ministry of Children, Community and Social Services,
- Ministry of Labour, Immigration, Training and Skills Development
- Solicitor General.



Also, of interest to our work is a campaign by Ontario's Big City Mayors who are calling on the provincial and federal governments to devote more resources to tackling a surge in homelessness and addictions in communities across the province (see: [Solve the Crisis campaign](#)).

At the conference, Minister Jones announced that Ontario will ban consumption and treatment services sites within 200 metres of schools and child care centres, which will lead to the closure of 10 facilities. That measure will mean the closure of nine sites funded by the provincial government and another self-funded site. Five of the 10 sites set to close are in Toronto, with all but one located in southern Ontario. The Minister also announced plans for addiction recovery with new treatment hubs focusing on mental health and addictions. A total of 375 "highly supportive housing units" will be added, focusing on treatment without safe supply.

Media Release: [Protecting Community Safety and Connecting More People to Addiction Recovery Care | Ontario Newsroom](#)



Home Depot Orange Door Campaign Results

Between June 4th to July 7th, Home Depot customers across Canada were empowered to be a part of the change by making a donation in support of a local charity that provides housing and supportive services during this year's Orange Door Campaign.

During this time, our local store in Parry Sound raised \$7,930.90! Esprit Place Family Resource Centre would like to thank the Home Depot Canada Foundation, staff at the local store, and all donors for their incredible support.



Shelter Campaign -Shoppers Drug Mart

The Shoppers Foundation for Women's Health™ believes that all women should have access to the care and support they need to be healthy and safe. But with more than 2 in 5 women experiencing some form of intimate partner violence in their lifetime, many women in Canada are suffering. Violence against women has a direct and negative impact on the health of women and their families.

Their annual fall 'Giving Shelter' campaign unites all their stores in a fundraising effort to support over 310 local women's shelters and programs across Canada. 100% of donations raised in-store stay in the local community, and this year, **Esprit Place Family Resource Centre** has been chosen as the recipient. This campaign will run from September 7th to October 4th, and Esprit Place staff plan to be on site regularly to support the campaign with information about our programs and services.

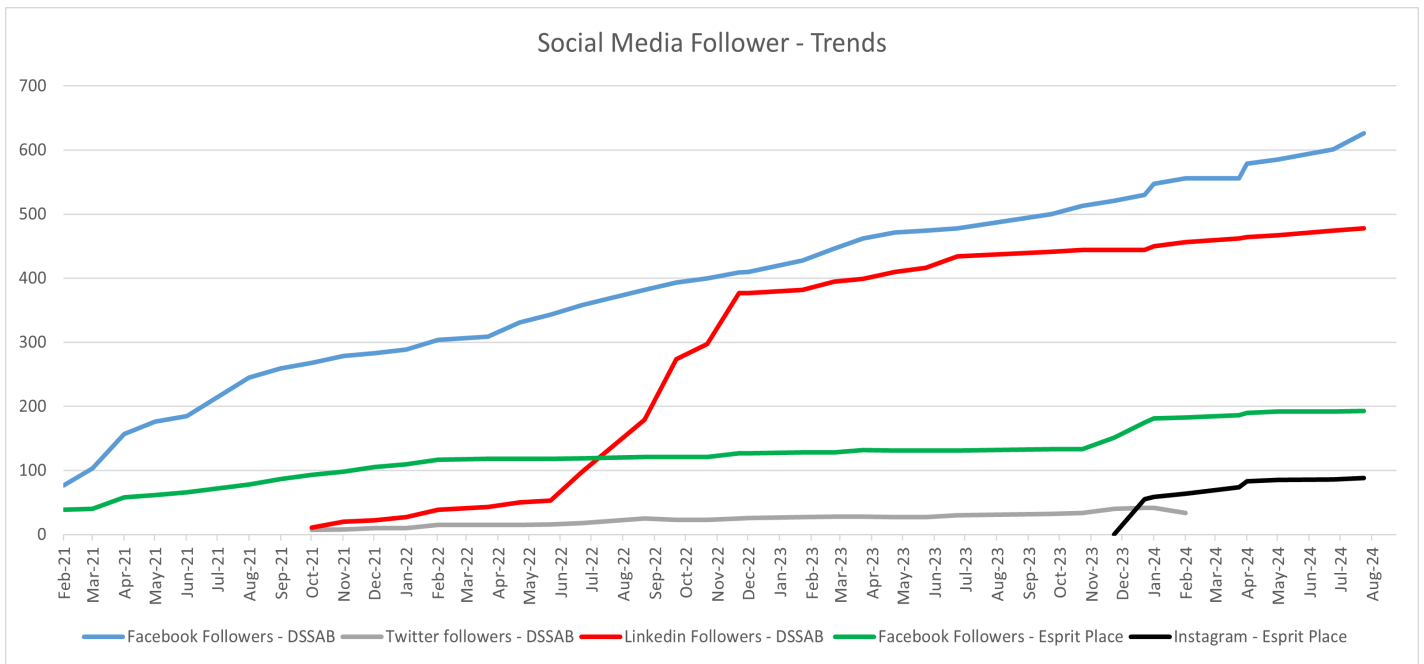


Facebook Pages



A friendly reminder to follow our Social Media Pages

- ◆ [FACEBOOK - District of Parry Sound Social Services Administration Board](#)
- ◆ [FACEBOOK - Esprit Place Family Resource Centre](#)
- ◆ [FACEBOOK—EarlyON Child and Family Centres in the District of Parry Sound](#)
- ◆ [LINKEDIN—District of Parry Sound Social Services Administration Board](#)
- ◆ [INSTAGRAM—Esprit Place Family Resource Centre](#)



Social Media

Facebook Stats

District of Parry Sound Social Services Administration Board	MAR 2024	APR 2024	MAY 2024	JUNE 2024	JULY 2024	AUG 2024
Total Page Followers	556	579	585	601	626	642
Post Reach this Period (# of people who saw post)	3324	5,647	5024	5213	5510	6261
Post Engagement this Period (# of reactions, comments, shares)	413	724	621	599	609	512

Esprit Place Family Resource Centre	MAR 2024	APR 2024	MAY 2024	JUNE 2024	JULY 2024	AUG 2024
Total Page Followers	186	190	192	192	193	196
Post Reach this Period (# of people who saw post)	241	310	299	421	526	1782
Post Engagement this Period (# of reactions, comments, shares)	127	43	67	102	26	91

DSSAB LinkedIN Stats https://bit.ly/2YyFHIE	MAR 2024	APR 2024	MAY 2024	JUNE 2024	JULY 2024	AUG 2024
Total Followers	462	464	467	474	478	485
Search Appearances (in last 7 days)	68	102	125	178	226	184
Total Page Views	54	30	56	26	26	26
Post Impressions	697	846	773	1089	1251	1241
Total Unique Visitors	25	12	22	15	11	13

Instagram - Esprit Place Family Resource Centre https://www.instagram.com/espritplace/	MAR 2024	APR 2024	MAY 2024	JUNE 2024	JULY 2024	AUG 2024
Total Followers	64	74	83	85	86	93
# of accumulated posts	21	23	25	27	29	34

Licensed Child Care Programs

Total Children Utilizing Directly Operated Child Care in the District July 2024

Age Group	Fairview ELCC	First Steps ELCC	Highlands ELCC	Waubeek ELCC	HCCP	Total
Infant (0-18M)	2	1	0	2	15	20
Toddler (18-30M)	8	4	15	10	24	61
Preschool (30M-4Y)	15	11	20	41	43	130
# of Active Children	25	16	35	53	82	211

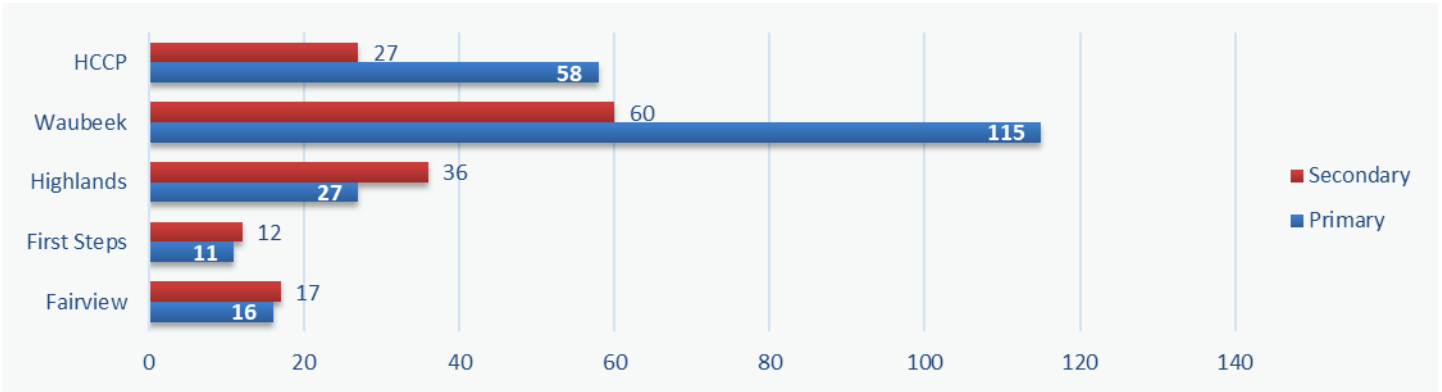
Programs have been able to keep enrollments steady for the summer months to meet the staffing challenges so staff can take some summer vacations. Waubeek ELCCC completed the licensing revisions and has transferred all the children over to 66A Waubeek Street.

School Age Programs July 2024

Location	Enrollment	Primary Waitlist	Secondary Waitlist
Mapleridge After School	26 enrolled for Sept	8	0
Mapleridge Before School	8 enrolled for Sept	0	0
Mapleridge Summer Program	12	N/A	N/A
Sundridge Centennial After School	10 enrolled for Sept	2	0
Home Child Care	42	6	1
# of Active Children	54		

Mapleridge summer program was at capacity for July and August. Both Mapleridge and Sundridge After School Programs are enrolled to capacity and ready to reopen September 2nd.

Directly Operated Child Care Waitlist by Program July 2024



These waitlist numbers are not reflective of the actual need in the district and are duplications as most families apply to more than one licensed child care program. Child care supervisors have been communicating with families on the waitlists to see what their current needs are as we transition to the new District of Parry Sound Child Care Application Portal (OneHSN).

Inclusion Support Services July 2024

Age Group	EarlyON	Licensed ELCC's	Monthly Total	YTD Total	Waitlist	New Referrals	Discharges
Infant (0-18M)	0	3	3	4	2	1	0
Toddler (18-30M)	1	2	3	12	4	1	0
Preschool (30M-4Y)	2	33	35	45	3	1	1
School Age (4Y+)	9	31	40	27	5	0	2
Monthly Total	12	69	81	-	14	3	3
YTD Total	13	75	-	88	36	28	13

EarlyON Child and Family Programs July 2024

Activity	Monthly Total	YTD
Number of Children Attending	913	7089
Number of New Children Attending	48	271
Number of Adults Attending	590	5586
Number of Virtual Programming Events	4	65
Number of Engagements through Social Media	1273	4392
Number of Views through Social Media	21659	95796

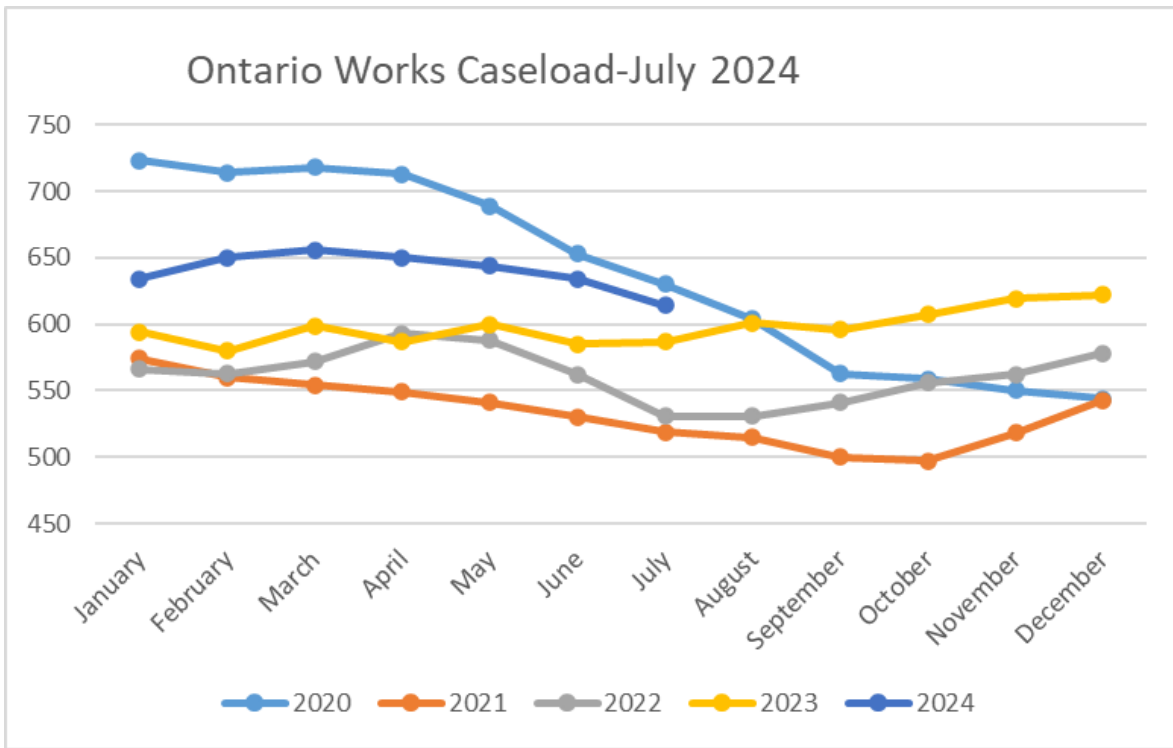
Funding Sources for District Wide Childcare Spaces - July 2024

Funding Source - Active	# of Children	# of Families
CWELCC*	71	66
CWELCC Full Fee	188	187
Extended Day Fee Subsidy	23	22
Fee Subsidy	105	75
Full Fee	9	8
Ontario Works	5	4
Total	401	362

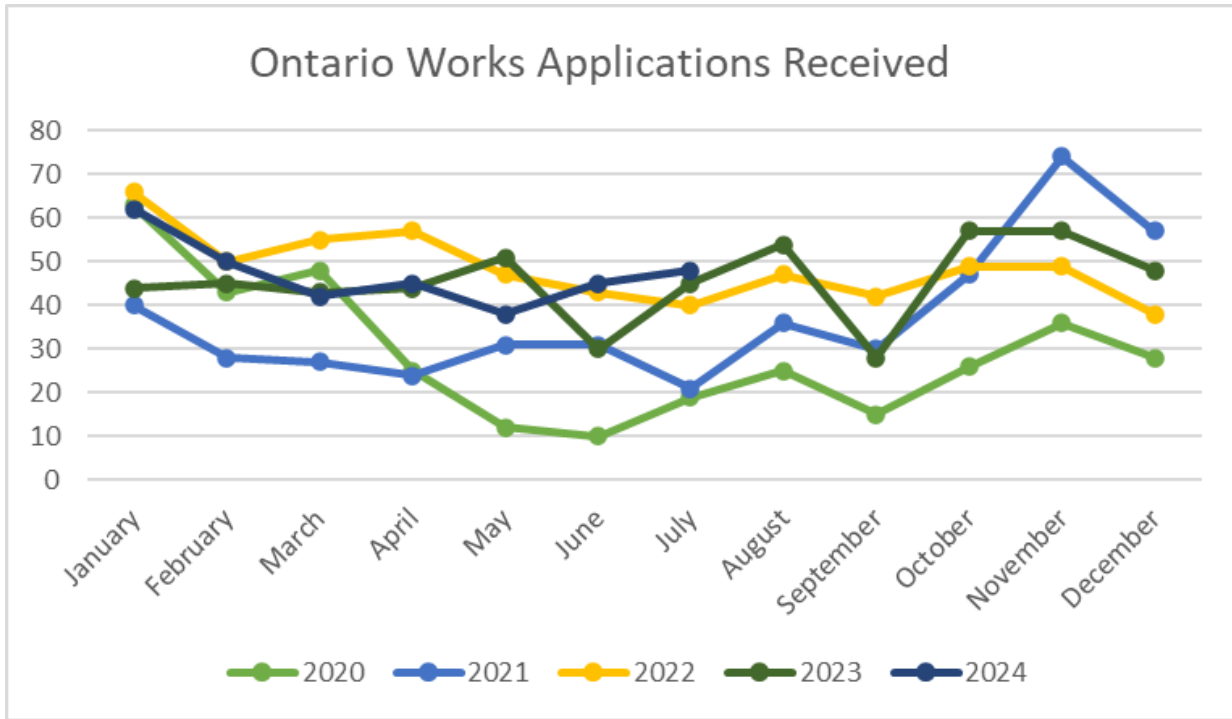
Exits	# of Children	# of Families
Fee Subsidy	4	3
CWELCC Full Fee	2	2
Extended Day Fee Subsidy	2	2
Total	8	7

Funding Source - New	# of Children	# of Families
CWELCC*	2	2
CWELCC Full Fee	6	6
Extended Day Fee Subsidy	18	17
Fee Subsidy	76	53
Full Fee	1	1
Ontario Works	4	3
Total	107	82

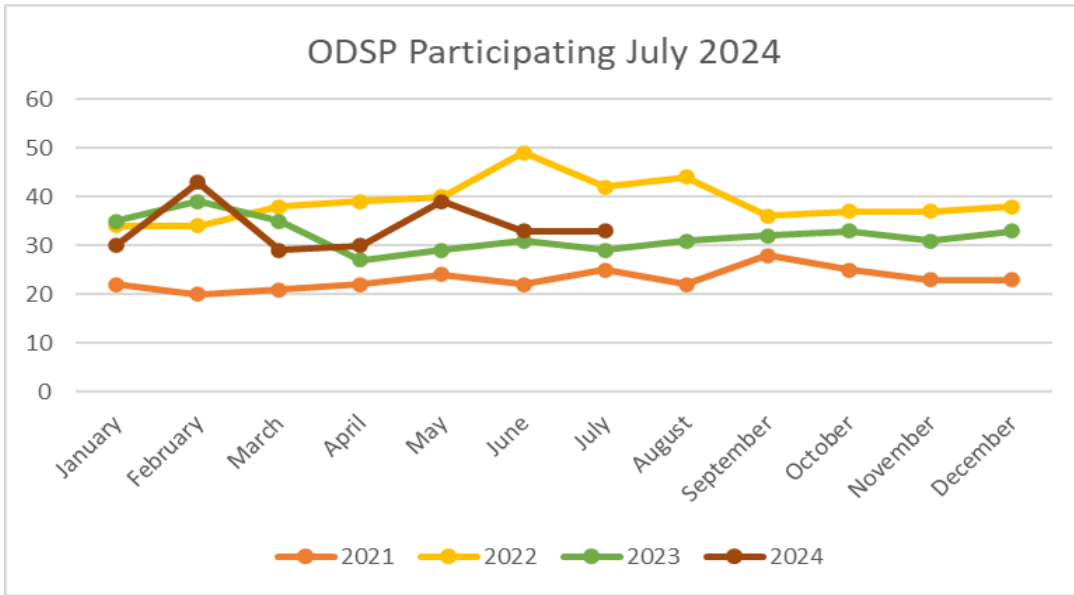
* CWELCC: Canada-Wide Early Learning Child Care; eligible for children 0 - 6



Ontario Works Intake - Social Assistance Digital Application (SADA) & Local Office Ontario Works Applications Received

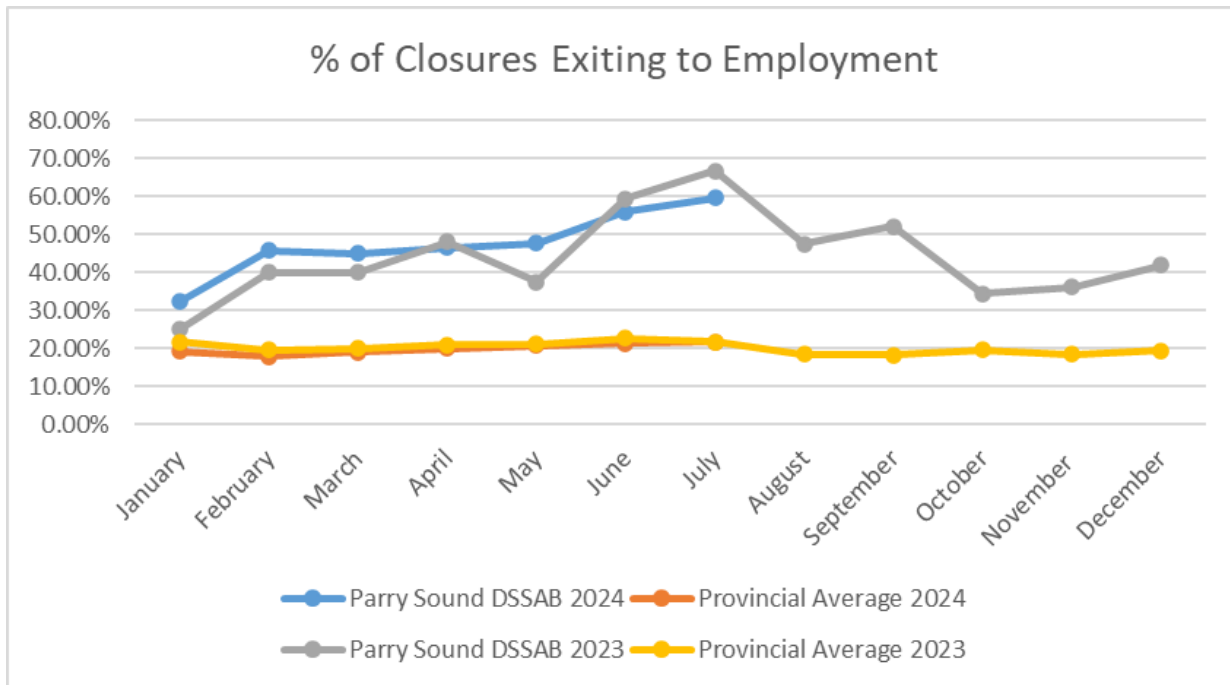


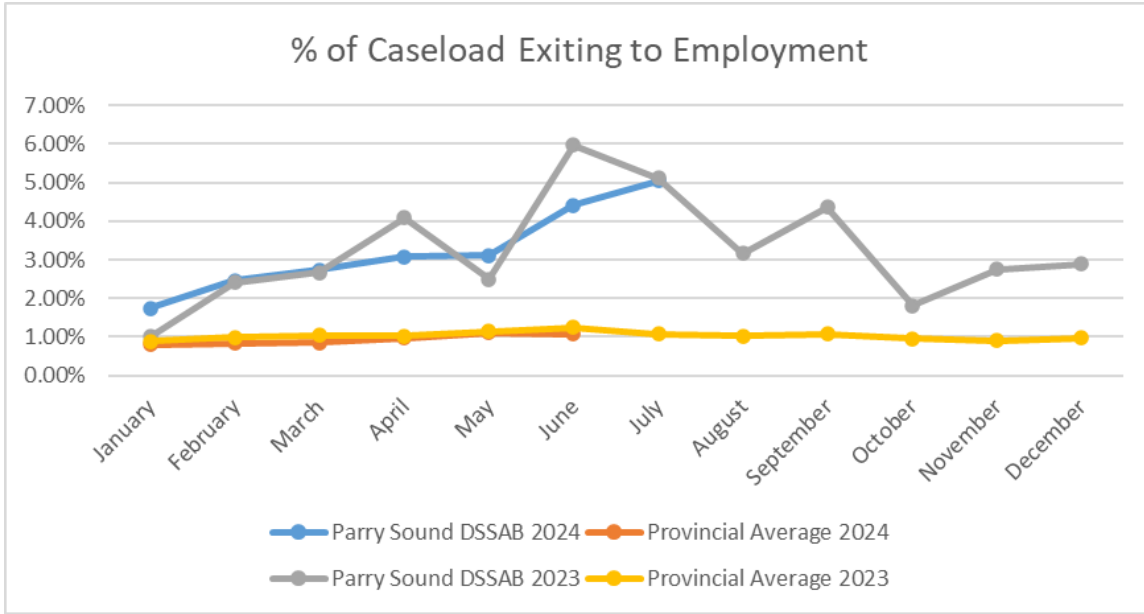
ODSP Participants in Ontario Works Employment Assistance



The OW Caseload continues to trend down to **614**. We are supporting **33** ODSP participants in our Employment Assistance program. We also have **58** Temporary Care Assistance cases. We received **48** Ontario Works Applications, 40 (80%) of which were online through SADA and managed through IBAU in the month of July..

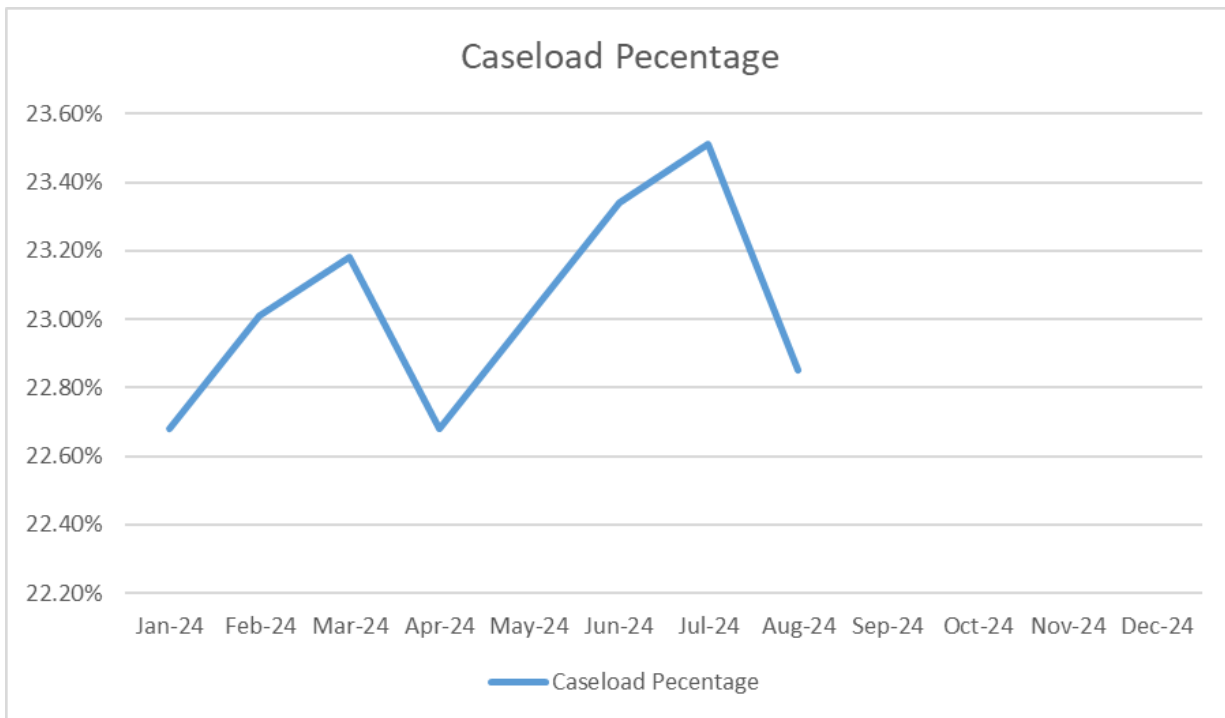
Employment Assistance & Performance Outcomes



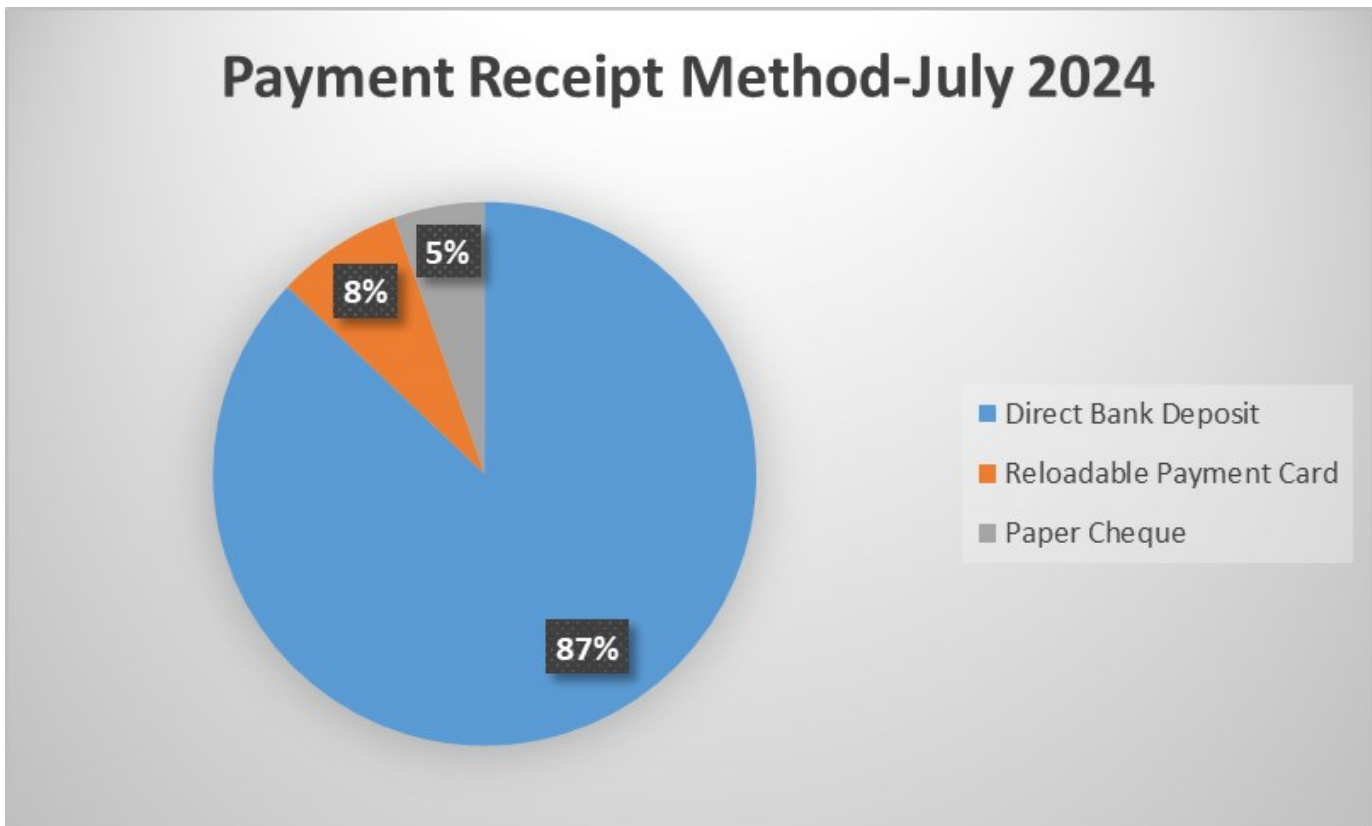


We continue to perform well in our Employment Outcomes. We remain at or near our 2023 levels and remain well above the provincial average.

MyBenefits Enrollment 2024



DBD Enrollment



Housing Stability Program - Community Relations Workers

Support

All services performed, provided, or arranged by the Homelessness Prevention Program staff to promote, improve, sustain, or restore appropriate housing for individuals active with the Homelessness Prevention Program, periodically within the month, not requiring intense case management.

July 2024 Income Source	East	West
Senior	12	14
ODSP	12	26
Ontario Works	5	20
Low Income	23	25

Intense Case Management

Intense Case Management involves the coordination of appropriate services and the provision of consistent and on-going weekly supports, required by the individual to obtain, and sustain housing stability.

July 2024 Income Source	East	West
Senior	12	18
ODSP	18	14
Ontario Works	14	15
Low Income	9	35

Contact/Referrals

July 2024	East	West	YTD
Homeless	0	3	29
At Risk	1	2	53
Program Total (Esprit In Shelter Clients calculated in Homelessness Numbers)			82
Esprit Outreach Homeless	0	0	0
Esprit Outreach at Risk	0	0	0
Esprit in Shelter	1		3

Short Term Housing Allowance

	Active	YTD
July 2024	6	11

Housing Stability: Household Income Sources and Issuance from HPP:

July 2024 Income Source	Total	HPP
Senior	1	\$1000.00
ODSP	9	\$2403.66
Ontario Works	1	\$5331.59
Low Income	5	\$1180.58

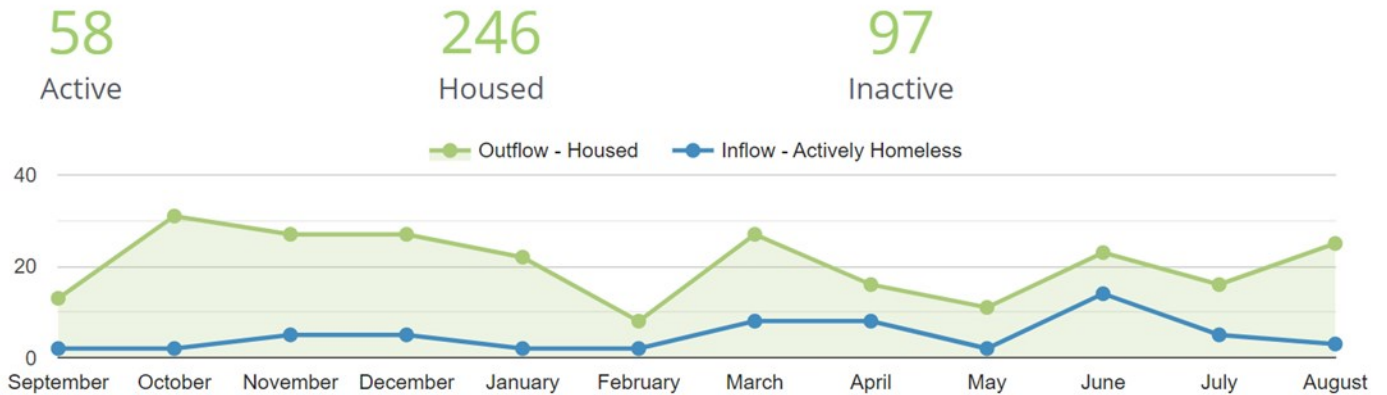
July 2024 Reason for Issue	Total
Rental Arrears	\$1500.00
Utilities/Firewood	\$2180.58
Transportation	\$115.00
Food/Household/Misc	\$6120.25
Total	\$9915.83

Ontario Works: Household Income Sources and Issuance from HPP

July 2024 Income Source	Total	HPP
Senior	2	\$1047.04
ODSP	13	\$9098.89
Ontario Works	8	\$5787.59
Low Income	7	\$7040.28

July 2024 Reason for Issue	Total
Rental Arrears	\$4969.20
Utilities/Firewood	\$2227.62
Transportation	\$772.87
Food/Household/Misc.	\$14721.61
Emergency Housing	\$282.50
Total	\$22,973.80

**By-Name List Data
September 1, 2021– July 31, 2024**



Housing Programs

**Social Housing Centralized Waitlist Report
July 2024**

	East Parry Sound	West Parry Sound	Total
Seniors	53	146	199
Families	117	465	582
Individuals	551	183	734
Total	721	794	1515
Total Waitlist Unduplicated			445

**Social Housing Centralized Waitlist (CWL) 2023 - 2024 Comparison
Applications and Households Housing from the CWL**

Month 2023	New App.	New SPP	Cancelled	Housed	SPP Housing	Month 2024	New App.	New SPP	Cancelled	Housed	SPP Housing
Jan	5	1	13			Jan	3		2	1	
Feb	5	1	10			Feb	5		11	1	
Mar	6		35			Mar	7		3	3	
Apr	11		17	6		Apr	10	1	7		
May	13	2	9	2		May	4	1	5	1	
June	9	1	2	1		June	1		15	3	
July	5	1	5	1		July	9	1	19		
Aug	14	1	3	1		Aug					
Sept	12		4			Sept					
Oct	8	1	1	4	2	Oct					
Nov	12		3			Nov					
Dec	1		2	3	3	Dec					
Total	101	8	104	18	5	Total	39	3	62	9	

SPP = Special Priority Applicant

- Housing Programs approved 9 new applications to the centralized waiting list in the month of July, with 1 application being approved Special Priority Placement.
- We are wrapping up our annual waitlist update and had 19 applications cancelled for varying reasons. Some of these reasons include: requested cancellations, arrears with housing providers, no contract, and income in excess.

**Parry Sound District Housing Corporation
July 2024**

Activity for Tenant Services

	Current	YTD
Move outs	0	23
Move in	1	21
L1/L2 forms	0	4
N4 - notice of eviction for non payment of rent	1	3
N5 - notice of eviction disturbing the quiet enjoyment of the other occupants	1	3
N6 - notice of eviction for illegal acts or misrepresenting income for RGI housing	0	0
N7 - notice of eviction for willful damage to unit	0	1
Repayment agreements (formal & informal)	0	44
No Trespass Order	0	4
Tenant Home Visits	28	207
Mediation/Negotiation/Referrals	18	116
Tenant Engagements/Education	1	26

**Property Maintenance & Capital Projects
July 2024**

Pest Control		3 buildings are currently being inspected monthly for bedbugs; 6 units have been treated for bedbugs
Vacant Units	13	one-bedroom (10); multiple bedroom (3) (asbestos abatement, and significant repair contributes to longer vacancy times)
Vacant Units - The Meadow View	6	5-one bedroom, 1-studio vacant
After Hours Calls		Fire Supervisory Signal trouble reset, partial power outage in unit, hot water tank trouble, bathroom light flickering, laundry door locked, smoke detector batteries, leak under sink, water in basement
Work Orders	92	Purchase Orders were created for maintenance work and related materials
DSSAB Ticket	44	DSSAB Tickets are logged for maintenance or repairs required for any of the DSSAB buildings (separate from the Housing Stock)
Annual Inspections	1	One apartment building

Capital information is captured in Quarterly Reports.

Esprit Place Family Resource Centre

Emergency Shelter Services	July 2024	YTD
Number of women who stayed in shelter this month <i>This month's stats include women who were housed in a hotel</i>	1	31
Number of children who stayed in the shelter this month <i>This month's stats include women who were housed in a hotel</i>	0	14
Number of hours of direct service to women (shelter and counselling)	17	853
Number of days at capacity	0	0
Number of days over capacity	0	0
Overall capacity %	-	-
Resident bed nights (women & children)	-	-
Phone interactions (crisis/support)	32	209

- Please note: Esprit Place closed for renovations mid April, statistics are reflective of minimum occupancy during closure preparations, but accurately reflect outreach and business day crisis line management.
- We are also currently housing 2 families in transitional housing units.

Transitional Support	July 2024	YTD
Number of women served this month	3	7
Number of NEW women registered in the program	3	6
Number of public ed/groups offered	0	0

Child Witness Program	July 2024	YTD
Number of children/women served this month	3	7
Number of NEW clients (mothers and children) registered in the program	1	4
Number of public ed/groups offered	1	1