
District of Parry Sound



Social Services
Administration Board

Chief Administrative Officer's Report

June 2024

Mission Statement

To foster healthier communities by economically providing caring human services that empower and enable the people we serve to improve their quality of life.

District Municipal Association

On May 17th, I attended the District of Parry Sound Municipal Association meeting in Emsdale. There were approximately 100 people in attendance, primarily elected officials, ministries, agencies and municipal staff from all municipalities in the District of Parry Sound. I was pleased to see several members of our board in attendance.

(Shown here: Jerry Brandt, Tom Lundy, Janice Bray, Tammy MacKenzie, Teri Brandt, Ted Collins, Gail Finnsen, Sharon Smith)



National Housing Strategy Funding Update

On May 28th, 2024, the Federal and Provincial Ministers responsible for housing released a [joint statement](#) confirming that an agreement had been reached on a revised action plan from Ontario that will unlock \$357 million of federal funding under the National Housing Strategy (NHS), which had recently been paused by the federal government.

We were very pleased to learn that both levels of government have worked together to create a plan that would see Service Managers receiving the funding that had already been allocated. The DSSAB relies heavily on the limited National Housing Strategy funding it receives through the Province of Ontario to preserve existing housing stock and to create new supply. In the 2024-25 fiscal year, the PSDSSAB’s anticipated allocation under the Canada-Ontario Community Housing Initiative (COCHI) was \$477,400. Under the Ontario priorities Housing Initiative (OPHI) the anticipated allocation was \$287,600.

We’ve been advised that the 2024-2025 funding allocations for COCHI and OPHI for our District will be re-confirmed shortly.

Value for Money Audit

As part of the 2024 Child Care funding allocation, the Ministry of Education is requiring municipalities and District Social Services Administration Boards (DSSABs) that directly operate child care centres to do a value-for-money audit of their programs. Under the new funding guidelines sent to the Consolidated Municipal Services Managers (CMSMs) and DSSABs, we are required to have an independent audit completed by the end of 2024. To increase efficiencies, we have partnered with Rainy River District Services Board and Kenora District Services Board to contract MNP LLP to complete this required audit.

2024 OMSSA Exchange Conference

On May 7th & May 8th, I attended the OMSSA Exchange Conference in Toronto. With more than 400 people in attendance from the human services, health, child care, and public services field, the conference provided the opportunity to bring human services staff from across Ontario to focus on several important professional development topics, and learn about the innovative work happening in each of our sectors to address the most pressing issues in our local communities.




Perry Township Community Safety Day

On May 25th, two members of our Income Support & Stability team attended the Perry Township Community Safety Day to represent the DSSAB.

Moose Hide Campaign Day

On May 16th, members of our Esprit team attended the Moose Hide Campaign Walk hosted by the Parry Sound Friendship Centre recognizing Violence against Women and Children, and provided an information table to those in attendance.



Home Depot's Spring Orange Door Project

The Home Depot Foundation's Spring Orange Door Project fundraising campaign runs from June 4 to July 7, 2024.

During this time, The Home Depot will engage associates and customers in a local campaign where 100% of funds raised stay within the District of Parry Sound and support Esprit Place Family Resource Centre.

Our team will be on site once per week during the campaign to provide information on our programs and services.

Social Media

Facebook Stats

District of Parry Sound Social Services Administration Board	DEC 2023	JAN 2024	FEB 2024	MAR 2024	APR 2024	MAY 2024
Total Page Followers	530	547	557	556	579	585
Post Reach this Period (# of people who saw post)	2,441	5,647	4,003	3324	4869	2904
Post Engagement this Period (# of reactions, comments, shares)	289	724	392	413	203	617

Esprit Place Family Resource Centre	DEC 2023	JAN 2024	FEB 2024	MAR 2024	APR 2024	MAY 2024
Total Page Followers	175	181	183	186	190	192
Post Reach this Period (# of people who saw post)	1,610	283	214	241	912	239
Post Engagement this Period (# of reactions, comments, shares)	292	14	3	127	54	41

DSSAB LinkedIN Stats https://bit.ly/2YyFHIE	NOV 2023	DEC 2023	JAN 2024	FEB 2024	MAR 2024	MAY 2024
Total Followers	444	444	450	456	462	467
Search Appearances (in last 7 days)	52	25	20	69	68	45
Total Page Views	48	30	47	40	54	60
Post Impressions	570	368	815	575	697	256
Total Unique Visitors	18	16	15	21	25	26

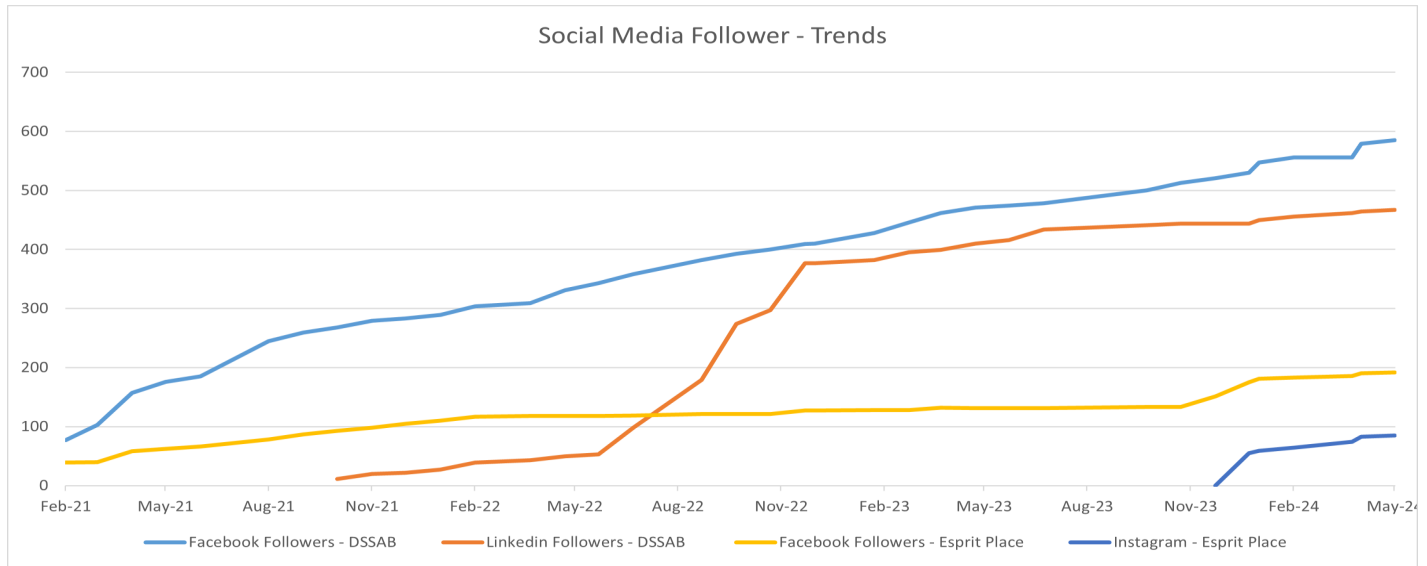
NEW! Instagram - Esprit Place Family Resource Centre https://www.instagram.com/espritplace/	DEC 2023	JAN 2024	FEB 2024	MAR 2024	APR 2024	MAY 2024
Total Followers	55	59	64	74	83	85
# of posts	18	19	21	23	24	25

Facebook Pages



A friendly reminder to follow our Facebook pages!

- ◆ [FACEBOOK - District of Parry Sound Social Services Administration Board](#)
- ◆ [FACEBOOK - Esprit Place Family Resource Centre](#)
- ◆ [FACEBOOK—EarlyON Child and Family Centres in the District of Parry Sound](#)
- ◆ [LINKEDIN—District of Parry Sound Social Services Administration Board](#)
- ◆ [INSTAGRAM—Esprit Place Family Resource Centre](#)



Licensed Child Care Programs

Total Children Utilizing Directly Operated Child Care in the District April 2024

Age Group	Fairview ELCC	First Steps ELCC	Highlands ELCC	Waubeek ELCC	HCCP	Total
Infant (0-18M)	0	0	0	2	21	23
Toddler (18-30M)	13	8	15	12	19	67
Preschool (30M-4Y)	17	12	20	41	58	148
# of Active Children	30	20	35	55	98	238

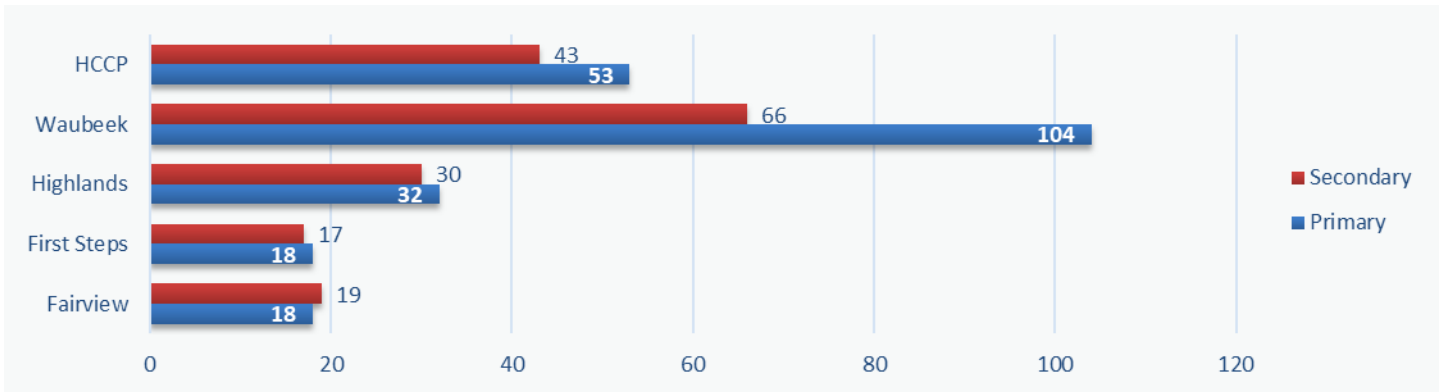
The Home Child Care Program approved a home in the Novar area that will be opening in June as well a new home will be opening shortly in the Rosseau community.

**School Age Programs
April 2024**

Location	Enrollment	Primary Waitlist	Secondary Waitlist
Mapleridge After School	26	7	9
Mapleridge Before School	8	0	0
Mapleridge Summer Program	N/A	13 enrollments	
Sundridge Centennial After School	13	9	2
Home Child Care	27	8	2
# of Active Children	74	24	13

Families have begun requesting September registration for both the Sundridge and Mapleridge School Age Programs.

Directly Operated Child Care Waitlist by Program



These waitlist numbers are duplicated as families continue to register with multiple programs.

The blue bar indicates the current number of children needing care now that cannot be accommodated. The red bar shows the number of children that will be needing care in future months.

**Inclusion Support Services
April 2024**

Age Group	EarlyON	Licensed ELCC's	Monthly Total	YTD Total	Waitlist	New Referrals	Discharges
Infant (0-18M)	0	1	1	2	1	0	0
Toddler (18-30M)	0	5	5	10	0	1	0
Preschool (30M-4Y)	5	35	40	42	2	0	0
School Age (4Y+)	4	19	23	22	2	0	0
Monthly Total	9	60	69	-	5	1	0
YTD Total	10	56	-	76	18	9	7

**EarlyON Child and Family Programs
April 2024**

Activity	Monthly Total	YTD
Number of Children Attending	1,149	4,006
Number of New Children Attending	50	147
Number of Adults Attending	830	3,416
Number of Virtual Programming Events	8	39
Number of Engagements through Social Media	339	2,056
Number of Views through Social Media	10,387	48,273

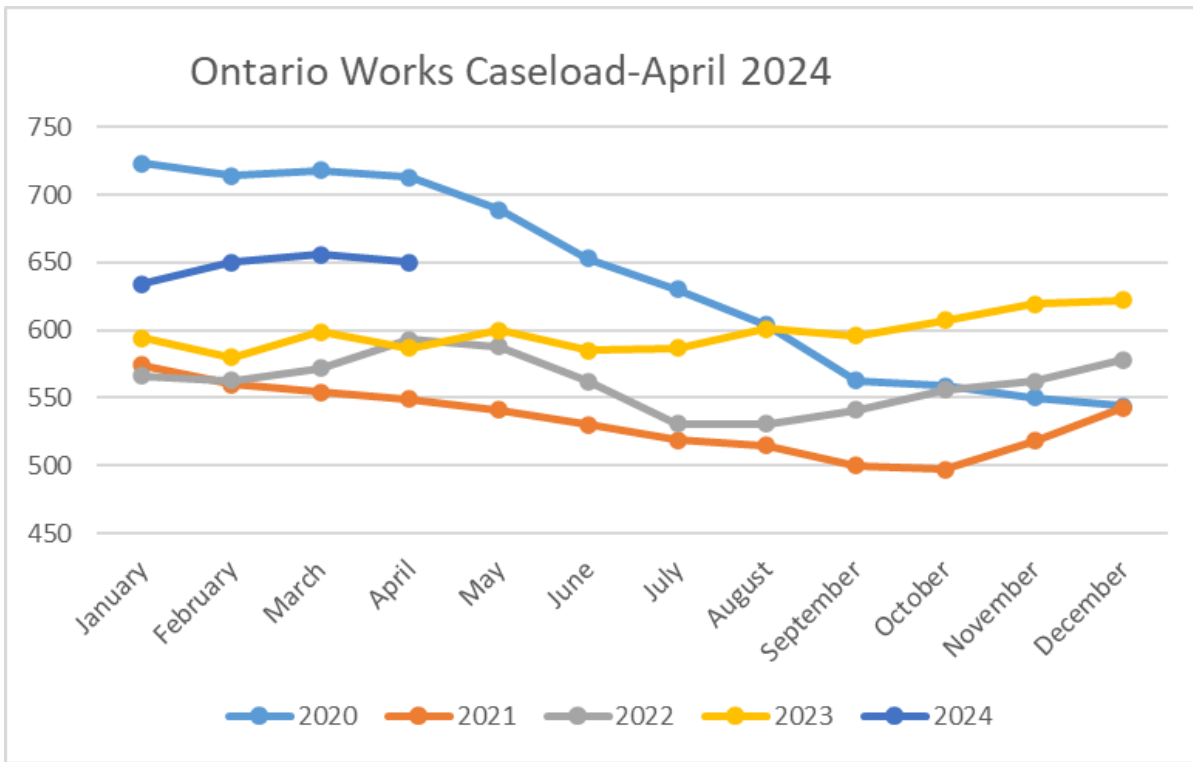
**Funding Sources for District Wide Childcare Spaces
April 2024**

Active	# of Children	# of Families
CWELCC*	75	73
CWELCC Full Fee	202	198
Extended Day Fee Subsidy	1	1
Fee Subsidy	41	29
Full Fee	25	23
Ontario Works	3	2
Total	347	326

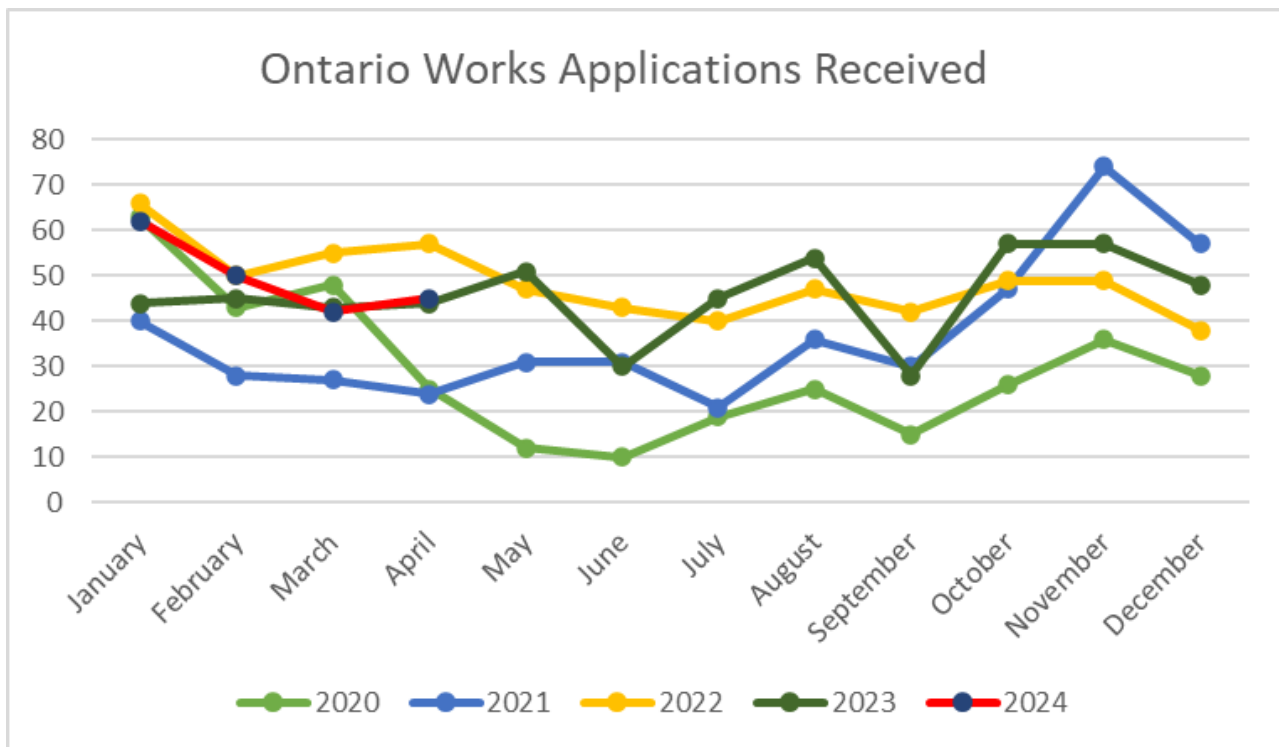
Funding Source - New	# of Children	# of Families
CWELCC	2	2
CWELCC Full Fee	1	1
Total	2	2

Exits	# of Children	# of Families
CWELCC	1	1
Fee Subsidy	1	1
Total	2	2

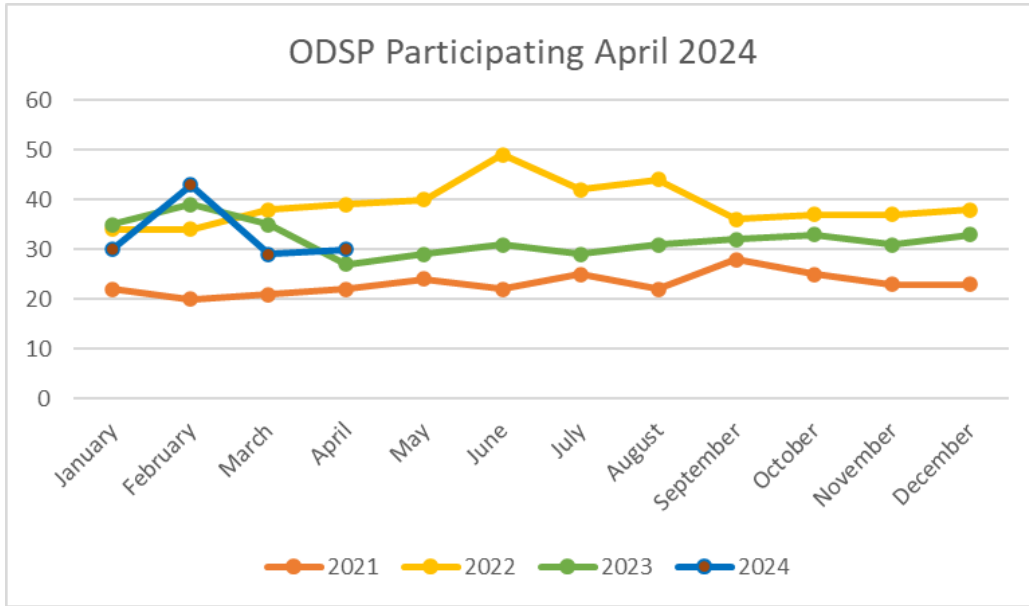
* CWELCC: Canada-Wide Early Learning Child Care; eligible for children 0 - 6



Ontario Works Intake - Social Assistance Digital Application (SADA) & Local Office Ontario Works Applications Received

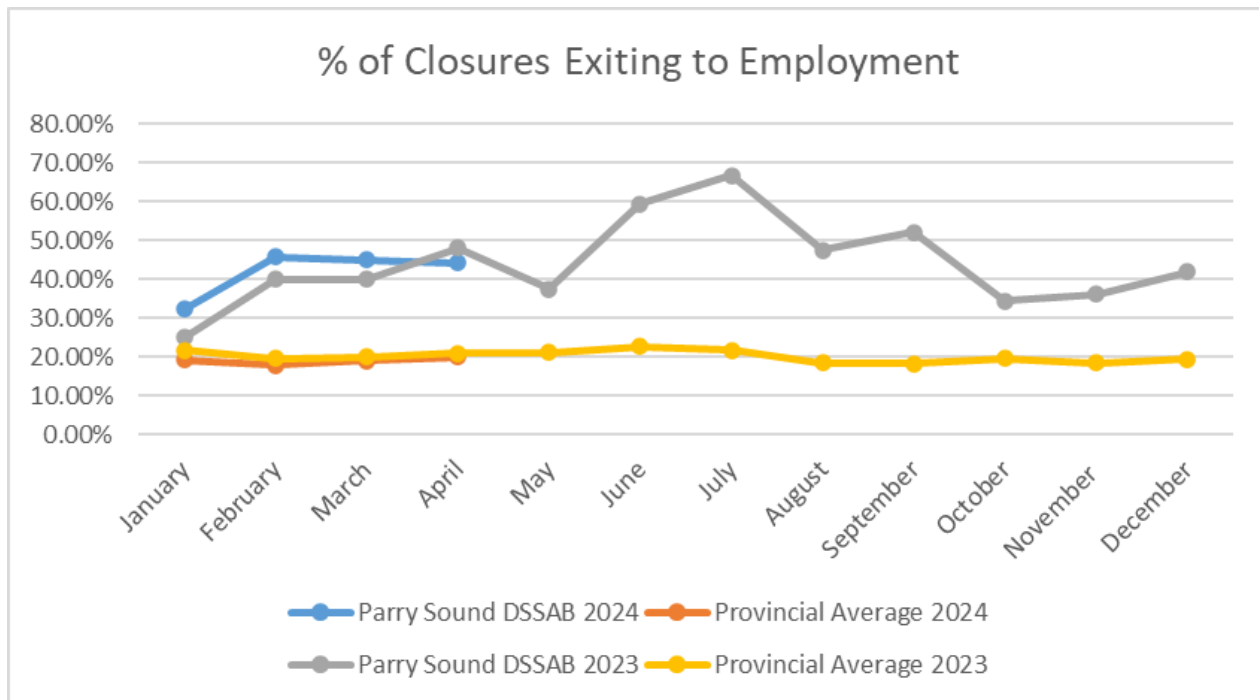


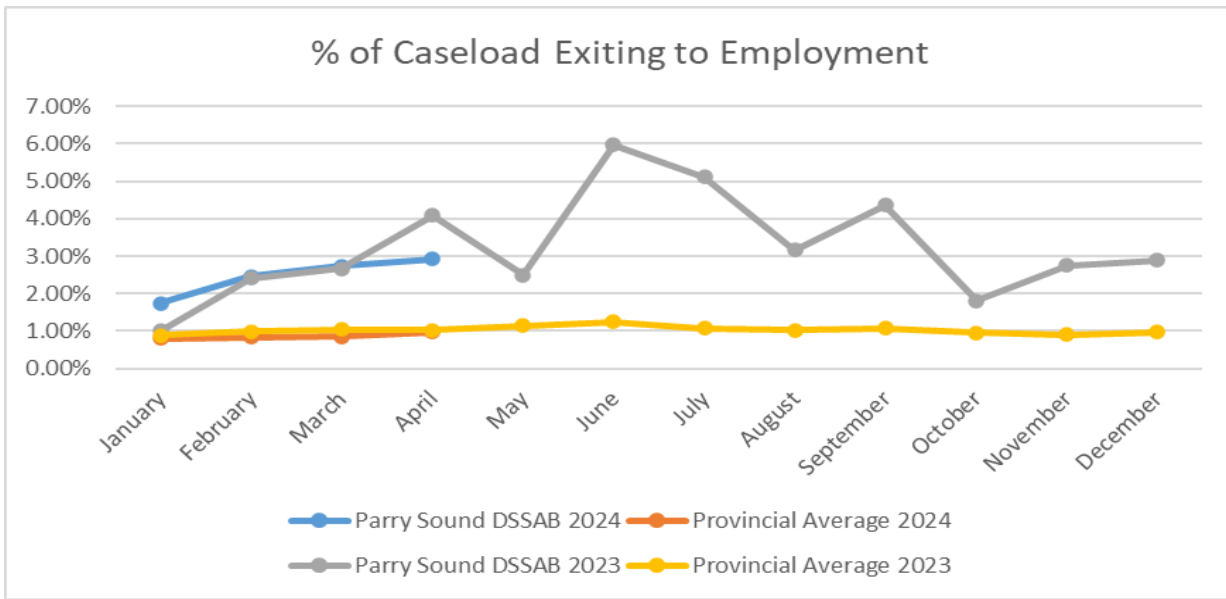
ODSP Participants in Ontario Works Employment Assistance



The OW Caseload as of the end of April is down slightly to **650**. We are supporting **30** ODSP participants in our Employment Assistance program. We also have **59** Temporary Care Assistance cases. We received **45** Ontario Works Applications, 35 (78%) of which were online through SADA and managed through IBAU in the month of April. We maintained our application processing service standard of 4 days.

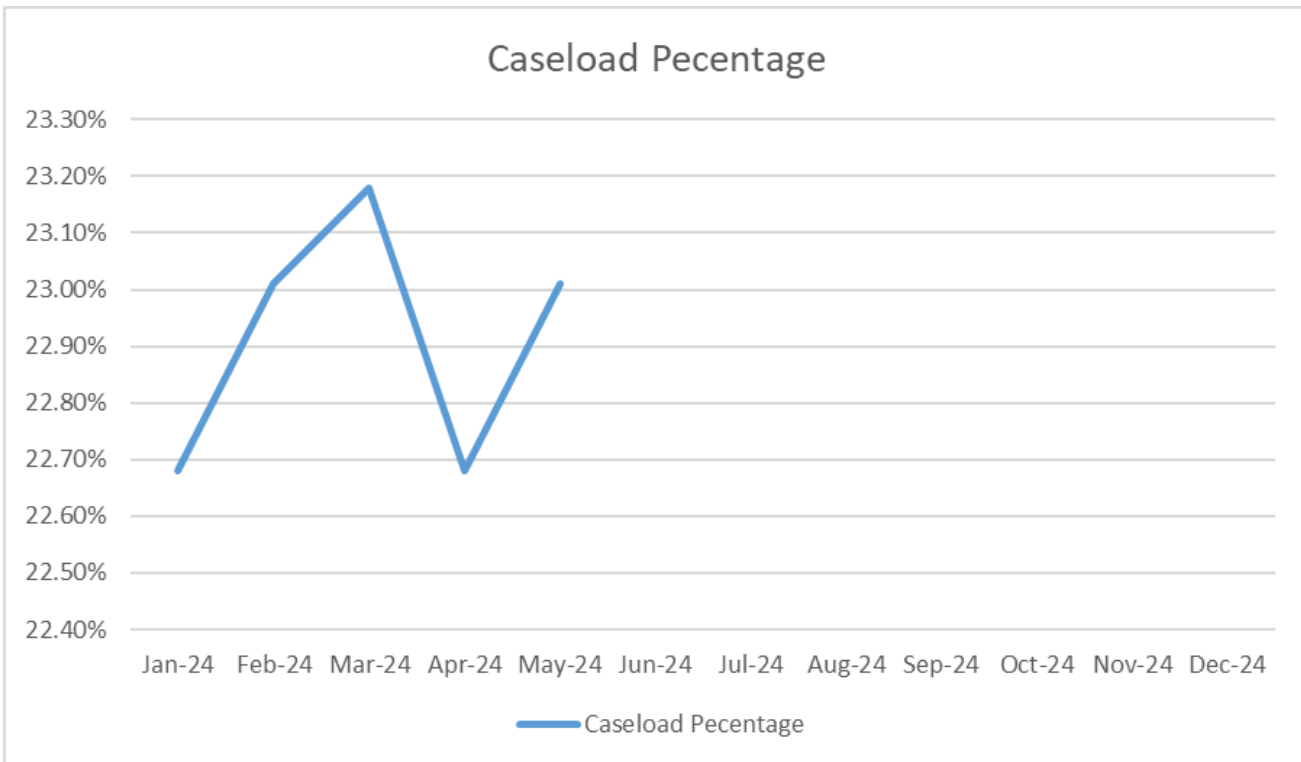
Employment Assistance & Performance Outcomes



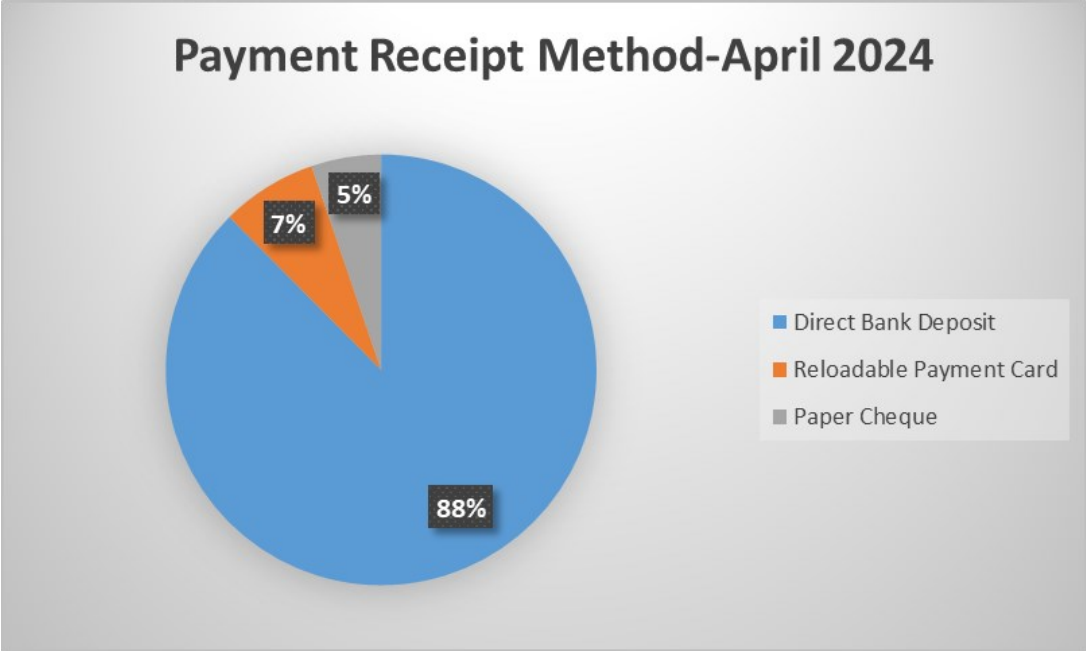


Our Employment Outcomes performance in remain strong but sit slightly below our 2023 performance. This could be indicative of the decrease in job postings as reported by the Labour Market Group for the area. Additionally, 6.6% of the caseload exited the program for any reason in April.

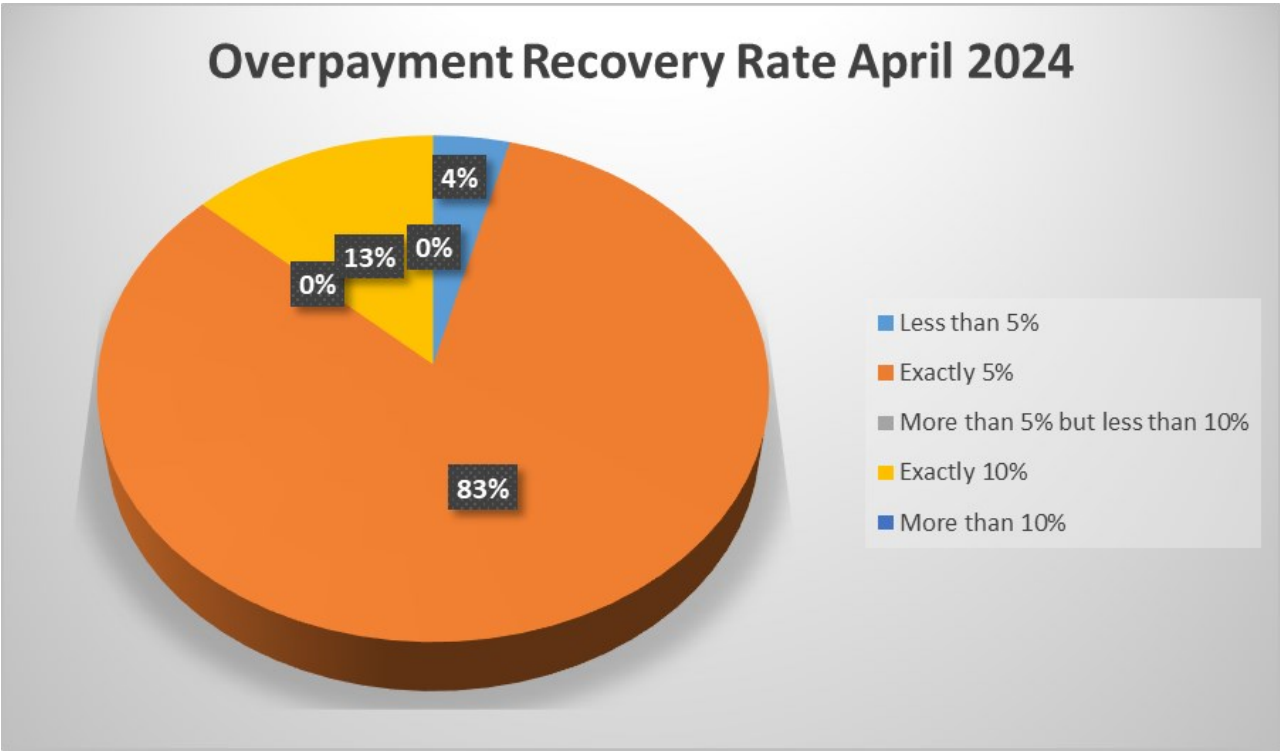
MyBenefits Enrollment 2024



DBD Enrollment



Overpayment Recovery Rate





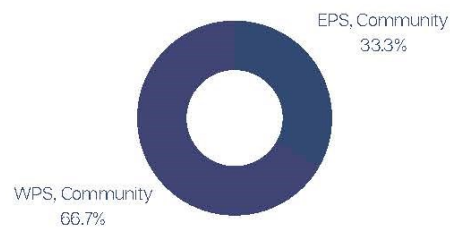
Referral Source



Client Gender



Location of Encounter



Referral Out

CMHA 8	RAAM 4	PSFHT 1	Min Attorney General 1	EMS 1
SJB 7	NPLC 4	Home & Community Care 3	The Friends 1	Legal Aid 3
		Monarch Recovery 1	Waypoint Centre 1	Esprit Place 1
				Addiction Tx 4
				Housing Stability - VAW 1

Housing Stability Program - Community Relations Workers

Support

All services performed, provided, or arranged by the Homelessness Prevention Program staff to promote, improve, sustain, or restore appropriate housing for individuals active with the Homelessness Prevention Program, periodically within the month, not requiring intense case management.

April 2024 Income Source	East	West
Senior	12	14
ODSP	16	26
Ontario Works	5	15
Low Income	23	35

Intense Case Management

Intense Case Management involves the coordination of appropriate services and the provision of consistent and on-going weekly supports, required by the individual to obtain, and sustain housing stability.

April 2024 Income Source	East	West
Senior	12	18
ODSP	15	14
Ontario Works	8	15
Low Income	9	44

Contact/Referrals

April 2024	East	West	YTD
Homeless	8	3	20
At Risk	5	8	31
Program Total (Esprit In Shelter Clients calculated in Homelessness Numbers)			51
Esprit Outreach Homeless	0	0	0
Esprit Outreach at Risk	0	0	0
Esprit in Shelter	1		3

Short Term Housing Allowance

	Active	YTD
April 2024	7	9

Housing Stability: Household Income Sources and Issuance from HPP:

April 2024 Income Source	Total	HPP
Senior	3	\$792.88
ODSP	3	\$549.74
Ontario Works	2	\$1844.23

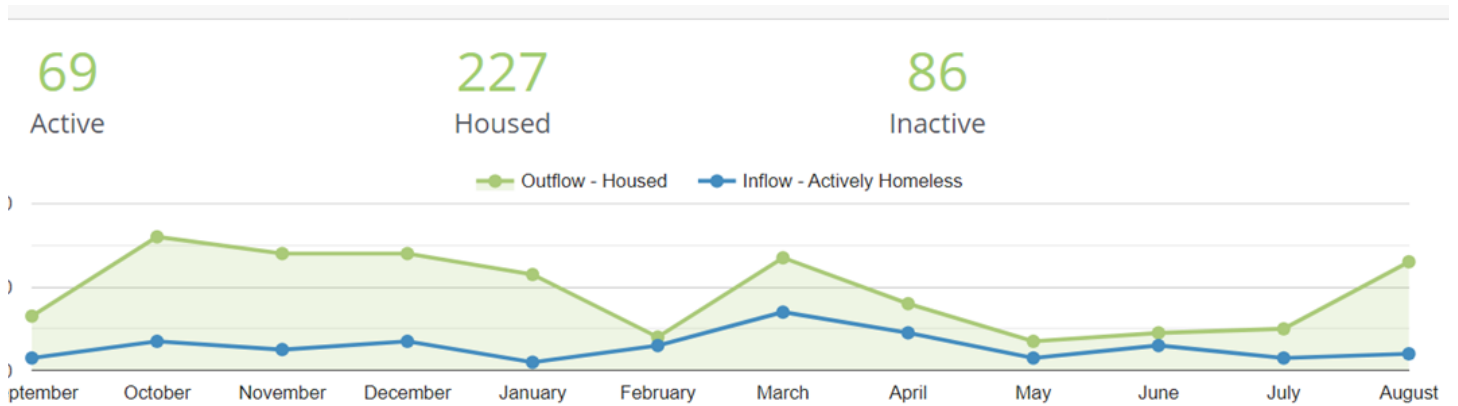
April 2024 Reason for Issue	Total
Rental Arrears	\$1844.23
Utilities/Firewood	\$127.88
Transportation	\$24.00
Food/Household/Misc	\$690.74
Total	\$3,186.85

Ontario Works: Household Income Sources and Issuance from HPP

April 2024 Income Source	Total	HPP
Senior	1	\$120.00
ODSP	3	\$3700.00
Ontario Works	10	\$7448.83
Low Income	2	\$50.00

April 2024 Reason for Issue	Total
Rental Arrears	\$3939.72
Utilities/Firewood	\$673.47
Transportation	\$50.00
Food/Household/Misc.	\$6655.64
Emergency Housing	
Total	\$11,318.83

**By-Name List Data
September 1, 2021– April 30, 2024**



Housing Programs

**Social Housing Centralized Waitlist Report
April 2024**

	East Parry Sound	West Parry Sound	Total
Seniors	52	146	198
Families	122	442	564
Individuals	506	201	707
Total	680	789	1469
Total Waitlist Unduplicated			464

**Social Housing Centralized Waitlist (CWL) 2023 - 2024 Comparison
Applications and Households Housing from the CWL**

Month 2023	New App.	New SPP	Cancelled	Housed	SPP Housing	Month 2024	New App.	New SPP	Cancelled	Housed	SPP Housing
Jan	5	1	13			Jan	3		2	1	
Feb	5	1	10			Feb	5		11	1	
Mar	6		35			Mar	7		3	3	
Apr	11		17	6		Apr	10	1	7		
May	13	2	9	2		May					
June	9	1	2	1		June					
July	5	1	5	1		July					
Aug	14	1	3	1		Aug					
Sept	12		4			Sept					
Oct	8	1	1	4	2	Oct					
Nov	12		3			Nov					
Dec	1		2	3	3	Dec					
Total	101	8	104	18	5	Total	25	1	23	5	

SPP = Special Priority Applicant

- Housing Programs approved ten rent-geared to income applications in the month of April.
- One SPP application was approved and placed on the centralized waiting list.
- Seven applications were cancelled—three applicants requested cancellation, three were unable to be contacted, and one was discovered to have social housing arrears.

**Parry Sound District Housing Corporation
April 2024**

Activity for Tenant Services

	Current	YTD
Move outs	7	17
Move in	2	8
L1/L2 forms	2	4
N4 - notice of eviction for non payment of rent	0	1
N5 - notice of eviction disturbing the quiet enjoyment of the other occupants	0	2
N6 - notice of eviction for illegal acts or misrepresenting income for RGI housing	0	0
N7 - notice of eviction for willful damage to unit	0	1
Repayment agreements (formal & informal)	4	33
No Trespass Order	0	3
Tenant Home Visits	32	113
Mediation/Negotiation/Referrals	17	77
Tenant Engagements/Education	0	3

Property Maintenance & Capital Projects
April 2024

Pest Control		3 buildings are currently being inspected monthly for bedbugs; 4 units have been treated
Vacant Units	14	one-bedroom (10); multiple bedroom (4) (asbestos abatement, and significant repair contributes to longer vacancy times)
Vacant Units - The Meadow View	4	one-bedroom (x4) market units available
After Hours Calls	5	After hours for April: Fire Supervisory Signal trouble reset required, odd smell, possible break in next door. On Call Contracted to outside service provider
Work Orders	42	Work orders were created for maintenance work and related materials for the month of April.
DSSAB Ticket	77	DSSAB Tickets are logged for maintenance or repairs required for any of the DSSAB buildings.
Fire Inspections		One 12 Unit Building was inspected, with the presence of the Fire Prevention Officer.

Capital information is captured in Quarterly Reports.

Esprit Place Family Resource Centre

Emergency Shelter Services	April 2024	YTD
Number of women who stayed in shelter this month	6	27
Number of children who stayed in the shelter this month	3	12
Number of hours of direct service to women (shelter and counselling)	30	853
Number of days at capacity	0	0
Number of days over capacity	0	0
Overall capacity %	44%	46%
Resident bed nights (women & children)	133	427
Phone interactions (crisis/support)	41	120

Transitional Support	April 2024	YTD
Number of women served this month	3	7
Number of NEW women registered in the program	3	6
Number of public ed/groups offered	0	0

Child Witness Program	April 2024	YTD
Number of children/women served this month	3	7
Number of NEW clients (mothers and children) registered in the program	1	4
Number of public ed/groups offered	1	1